

**AGENDA
SPECIAL MEETING
May 7, 2026 at 1:00 PM**

**Santa Barbara City College Wake Campus, Room 21
300 N. Turnpike Road, Santa Barbara, CA 93111**

President

Danica Taber, City of Goleta (through 1/1/28)

Vice President

Joseph Franken, City of Carpinteria (through 1/31/27)

Secretary

Russell Dahlquist, Santa Barbara County (through 12/31/26)

Trustee

Barbara Silver, Santa Barbara County (through 10/10/26)

Trustee

Robert Williams, Santa Barbara County (through 12/31/26)

Trustee

Dr. Teri Jory, City of Santa Barbara (through 1/4/27)

PARTICIPATION OPTIONS:

- **Attend in Person:** Attend in person at Santa Barbara Community College Wake Campus, Room 21, 300 N. Turnpike Road, Santa Barbara, CA 93111
- **Virtual Attendance:** Join the Zoom webinar by clicking on the following link:
<https://us02web.zoom.us/j/83196043362> (Meeting ID: 831 9604 3362; Passcode: 494619)
- **Attend Via Phone:** Dial in For Audio Only: 1-669-444-9171 or 1-408-638-0968, (ID: 83196043362#)

HOW TO PROVIDE PUBLIC COMMENT:

- **In Person:** Provide in-person public comment at the meeting (SBCC Wake Campus, Room 21, 300 N. Turnpike Road, SB 93111).
- **On Zoom/Virtual:** Use the “raise your hand” feature to notify staff that you would like to make a public comment during designated public comment times. Once it is your turn to provide a public comment, staff will unmute your microphone and you will be given a designated amount of time to comment. At the end of your comment, staff will once again mute you.
- **Written Comment:** Submit a written comment by 8:00 AM on the day of the meeting (as either a general public comment or on a specific agenda item) by either submitting your comment via (1) email to info@mvmdistrict.org, or (2) in a writing mailed to the District, attention Board Secretary. Please reference the agenda item to which your comment pertains. Although written comments become part of the record, they will not be read aloud at the meeting.

Please note that the District will make every effort to make the meeting accessible virtually; however, if the above virtual attendance/viewing or public comment options is unavailable due to technological issues, you are invited to take advantage of one of the other participation options outlined above. Additional options may be made available at the meeting.

Any materials which are distributed less than 72 hours prior to this meeting to all, or a majority of all, Trustees in connection with any agenda item (other than closed sessions) will be available for public inspection at the time of

such distribution at the District’s office located at 2450 Lillie Avenue, Summerland, CA 93067. Such records may also be posted on the District’s website at www.mvmdistrict.org

1. ROLL CALL

2. CONFIRMATION OF AGENDA

3. ANNOUNCEMENTS REGARDING DISTRICT BUSINESS

A. Board Meeting Dates for 2026. Start time is 1:00 PM.

1. Thursday, June 11	4. Thursday, September 10	7. Thursday, December 10
2. Thursday, July 9	5. Thursday, October 8	—
3. Thursday, August 13	6. Thursday, November 12	—

4. CORRESPONDENCE

- A. Call for nominations for a trustee representative from the southern California region to serve on the Vector Control Joint Powers Agency Board of Directors. (Page 4)
- B. CA Senate Bill 827 - new mandatory fiscal and financial training for trustees. (Page 6)
Trustees on the board as of January 1, 2026, and who started their service before January 1, 2026 must receive this training before January 1, 2028.

5. PUBLIC COMMENT

Time reserved for the public to address the Board of Trustees relative to matters of District business not on the agenda. Comment time regarding specific agenda items will be available during consideration of the particular agenda items.

6. CONSENT CALENDAR

The following items can be approved by a single action of the Board. Items requiring additional discussion may be withdrawn from the listing and addressed in separate actions. If you wish to speak on a consent calendar item, please do so during the public comment period provided at the beginning of this item.

- A. Approval of the Minutes of the April 9, 2026 Board Meeting (Page 9)
- B. Approval of the April 2026 Disease Surveillance Reports (Page 12)
- C. Approval of the April 2026 District Operations Reports (Page 14)
- D. Accounts receivable contracts’ status (Line item 5909 - Misc. Revenue) (Page 15)

7. INFORMATIONAL ITEMS/UPDATES

The Board will discuss and may take action on the following items:

- A. Update on the drafting of the District’s Integrated Mosquito & Vector Management Plan and Special Coastal Procedures Appendix.

- B. Update on the hiring of a new Vector Control Technician.
- C. Update on the hiring of an Operations Manager Biologist. (Page 16)
- D. Update on the discovery of the Australian backyard mosquito, *Aedes notoscriptus*, in the Westside neighborhood of the City of Santa Barbara. (Page 19)

8. DISCUSSION/ACTION ITEMS

The Board will discuss and may take action on the following items.

- A. Receive and file April 2026 Financial Statements for County Fund FD-4160 (Page 21)
- B. Receive and file April 2026 Disbursement Report (Page 24)
- C. Consider and approve Resolution 26-03: A Resolution of the Board of Trustees of the Mosquito and Vector Management District of Santa Barbara County Declaring Intention to Continue Assessments, Establishing a Cost of Living Increase, Preliminarily Approving the Engineer’s Report, and Providing Notice of a Public Hearing for Fiscal Year 2026-27 for Service Zone No. 1. (Page 31)
- D. Consider and approve Resolution 26-04: A Resolution of the Board of Trustees of the Mosquito and Vector Management District of Santa Barbara County Declaring Intention to Continue Assessments, Establishing a Cost of Living Increase, Preliminarily Approving the Engineer’s Report, and Providing Notice of a Public Hearing for Fiscal Year 2026-27 for Service Zone No. 2. (Page 40)
- E. Consider and approve the District’s Fiscal Year 2026-2027 District Budget. (Page 94)
- F. The Board will consider a request from the Santa Barbara Audubon Society to fund Belding Savannah Sparrow surveys in the Goleta Slough.

9. GENERAL MANAGER’S REPORT (Page 95)

10. REQUESTS FOR FUTURE AGENDA ITEMS

11. TRUSTEE ANNOUNCEMENTS

12. ADJOURNMENT (Next scheduled meeting: Thursday, June 11 at 1:00 PM.)

Persons with disabilities who require any disability-related modification or accommodation, including auxiliary aids or services, in order to participate in the meeting are asked to contact the District’s General Manager at least three (3) days prior to the meeting by telephone at (805) 969-5050 or by email at gm@mvmndistrict.org.

Dear VCJPA Members,

I'm reaching out to remind you VCJPA has not received nominations for the Trustee Representative for the San Joaquin Valley and Southern California Regions. Bruce Taylor, Consolidated MAD, is the incumbent and his term will expire June 30, 2026. Bruce has indicated he's willing to continue to serve if re-elected. If no other nominations are received by May 1st, Bruce may be appointed to continue serving by the Board at the June 18th meeting.

If you would like to nominate someone, respond to this email with the nominee's brief bio. If more than one person is nominated, election ballots will be emailed to each district for a vote.

To the San Joaquin Valley Region Member Districts:

Your Board Representative, Omar Khweiss, San Joaquin County MVCD, and Alternate, Jodi Holeman, Consolidated MAD, have expiring terms on June 30, 2026. Your region districts are tasked with electing your representatives at a MVCAC meeting and informing VCJPA who was elected/re-elected.

To the Southern California Region Member Districts:

Your Board Representative, Michelle Brown, West Valley MVCD, and Alternate, Jeremy Wittie, Coachella Valley MVCD, have expiring terms on June 30, 2026. Your region districts are tasked with electing your representatives at a MVCAC meeting and informing VCJPA who was elected/re-elected.

Please let me know by June 10th who has been elected so the information can be included in the Board agenda packet going out on June 11th. For reference, attached is the current Board listing.

If you have any questions, feel free to reach out to me.

Thank you,

Yahaira Velasquez | Director, Pool Administration

Sacramento, CA

sedgwick 

**VECTOR CONTROL JOINT POWERS AGENCY
BOARD OF DIRECTORS
2025/2026**

COASTAL REGION (elected each odd numbered fiscal year)

Representative: **Wes Maffei**, Napa County MAD
Alternate: **Ken Klemme**, Monterey County MAD

SACRAMENTO VALLEY REGION (elected each odd numbered fiscal year)

Representative: **Andy Cox**, Tehama County MVCD
Alternate: **Rick Dougherty**, Burney Basin MAD

SAN JOAQUIN VALLEY REGION (elected each even numbered fiscal year)

Representative: **Omar Khweiss**, San Joaquin County MVCD
Alternate: **Jodi Holeman**, Consolidated MAD

SOUTHERN CALIFORNIA REGION (elected each even numbered fiscal year)

Representative: **Michelle Brown**, West Valley MVCD
Alternate: **Jeremy Wittie**, Coachella Valley MVCD

TRUSTEE REPRESENTATIVES

Representative: **Tamara Davis**, Marin-Sonoma MVCD, Coastal and Sacramento Valley Regions
Term: July 1, 2025 – June 30, 2027

Representative: **Bruce Taylor**, Consolidated MAD, San Joaquin Valley and Southern California Regions
Term: July 1, 2024 – June 30, 2026

Alternate: **Kristi Lawrence**, Fresno MVCD (All Regions)
Term: July 1, 2024 – June 30, 2026

OFFICERS

President
Omar Khweiss

1st Vice President
Tamara Davis

2nd Vice President
Andy Cox

Treasurer
Wes Maffei

CA Senate Bill [SB 827](#)

Became effective January 1, 2026; mandates fiscal and financial training and expands the ethics training requirements – as described below. All citations are to the CA Government Code (“GC”).

- **Expanded definition of “local agency official” subject to the training requirement.** SB 827 requires all “local agency officials” to receive at least 2 hours of fiscal and financial training biannually. (GC § 53238). In addition to members of a legislative body and elected officials who receive compensation / expense reimbursements, department heads and employees designated by the governing body to receive training (e.g., employees with fiscal responsibility) must fulfill SB 827 training requirements. (GC § 53234(c).) Moreover, these same individuals must also complete AB 1234 training.
 - An official who serves more than one local agency need comply with the training requirements once every two years, regardless of the number of local agencies the official serves. However, the official must provide a copy of proof of participation to all local agencies served. (GC § 53238.2(c).)
- **Content:** The training must cover budgeting, debt management, cash management, financial reporting, auditing, revenue mechanisms, investments, pensions / post-employment benefits, procurement / contracting, and ethics of safeguarding public resources.
 - These courses and materials must be developed in consultation with widely recognized experts in local government finance, including local government associations. (GC § 53238.1(c).)
- **Annual information to officials and employees.** The agency must provide information on fiscal and financial training annually. In-person and online training courses, including self-study, will satisfy this requirement. (GC § 53238.1(c) and (e).)
- **Public information.** Starting July 1, 2026, agencies with websites must post clear instructions for requesting training records, including the responsible staff person’s contact information. (GC § 53238.3(c).) The records, which must be maintained by the agency for five years, must indicate the date of training and the training provider. (GC § 53238.3(a) - (b).)
- **Timing for compliance**
 - Officials in a local agency’s service as of January 1, 2026, and who commenced that service prior to January 1, 2026, must receive fiscal and financial training before January 1, 2028, unless that official’s term of office ends before January 9,

2028. Thereafter, the official must receive fiscal training at least once every two years. (GC § 53238.2(a).)

- An official who commences service with a local agency on or after January 1, 2026 must receive fiscal and financial training no later than six months from the first day of service with the local agency. Thereafter, fiscal training must be completed biannually. (GC § 53238.2(b).)

Fiscal and financial training is a separate requirement from AB 1234 ethics training and harassment prevention training. The bill imposes additional duties on local governments and therefore creates a state-mandated program.



Webinar: SB 827 Required Fiscal & Financial Training



Presenter: Josh Byerrum, Platinum Strategies, Inc.

This webinar provides a comprehensive overview of the new mandates under Senate Bill 827, which require local agency officials to complete fiscal and financial training. Attendees will satisfy the new compliance requirement while gaining practical understanding of municipal budgeting, financial reporting, capital financing, debt management, and ethical stewardship of public resources. For officials commencing service on or after January 1, 2026, this training must be completed by no later than six months from the first day of service with the local agency. Every local agency official in a local agency's service as of January 1, 2026, and commenced that service prior to January 1, 2026, must receive this training before January 1, 2028.

This webinar fulfills the new SB 827 Fiscal and Financial Training requirements.

CSDA webinars are offered at no charge to all Members in part through the generous support of the Special District Risk Management Authority (SDRMA).

When

6/17/2026 1:00 PM - 3:00 PM

Pacific Daylight Time

Copyright © 2025 CSDA. All Rights Reserved.

MOSQUITO AND VECTOR MANAGEMENT DISTRICT
of Santa Barbara County
MINUTES OF REGULAR MEETING OF TRUSTEES
April 9th, 2026

The regular meeting of the Board of Trustees of the Mosquito and Vector Management District of Santa Barbara County was held at 1:00 PM, on Thursday, April 9th, 2026 via teleconference and in person at the Santa Barbara City College Wake Center Campus, Room 21.

1. ROLL CALL

TRUSTEES PRESENT:

President Danica Taber
Vice-President Joseph Franken (arrived during Item 5)
Secretary Russell Dahlquist
Trustee Teri Jory
Trustee Barbara Silver
Trustee Robert Williams

TRUSTEES ABSENT:

None.

IN ATTENDANCE:

Brian Cabrera, General Manager
Jessica Sprigg, Administrative Assistant
Carrie Troup, CPA
Jena Acos, Brownstein Hyatt Farber Schreck

2. CONFIRMATION OF AGENDA

-No changes requested.

3. ANNOUNCEMENTS REGARDING DISTRICT BUSINESS

A. County Supervisor Nelson’s office has received and is reviewing an application for one of the vacancies on the Board. A second vacancy has opened up so we encourage anyone who is interested in serving on the board to contact GM Cabrera.

B. Thank you to all trustees and associates for filing their Form 700 Statement of Economic Interests.

C. Board Meeting Dates for 2026. Start time is 1:00 PM

1. Thursday, May 14	4. Thursday, August 13	7. Thursday, November 12
2. Thursday, June 11	5. Thursday, September 10	8. Thursday, December 10
3. Thursday, July 9	6. Thursday, October 8	

4. CORRESPONDENCE

A. Vector Control Joint Powers Agency is seeking nominations for a Southern California region trustee representative to serve on the VCJPA board

5. PUBLIC COMMENT

Time reserved for the public to address the Board of Trustees relative to matters of District business not on the agenda. Comment time regarding specific agenda items will be available during consideration of the particular agenda items.

-Marc Chytilo spoke about a letter that he submitted in regard to Item 8E, in which the Santa Barbara Audubon Society requests participation by the District in a biological survey of the Goleta Slough for this year's breeding cycle. Mark Holmgren also encouraged the District to provide funding for thist study.

6. **CONSENT CALENDAR**

The following items can be approved by a single action of the Board. Items requiring additional discussion may be withdrawn from the listing and addressed in separate actions. If you wish to speak on a consent calendar item, please do so during the public comment period provided at the beginning of this item.

- a. Approval of the Minutes of the March 12, 2026 Board Meeting
- b. Approval of the March 2026 Disease Surveillance Report
- c. Approval of the March 2026 District Operations Report
- d. Accounts receivable contracts' status (Line item 5909 - Misc. Revenue)

-Trustee Williams made a motion to approve the Items of General Consent. Motion seconded by Secretary Dahlquist and passed 6-0-0 by roll call vote.

7. **INFORMATIONAL ITEMS/UPDATES**

The Board will discuss and may take action on the following items:

- A. Update on the drafting of the District's Integrated Mosquito & Vector Management Plan.

- Biological consultants have done multiple field surveys and served as biological monitors during active treatment in the Goleta Slough. The Special Coastal Procedures section of the plan is expected to be ready for public review and input by June.

- B. Update on the hiring of a new Vector Control Technician.

-The new vector control technician will be starting this month.

- C. Discuss the hiring of an Operations Manager Biologist

-Staff will be making revisions to the job description prior to moving forward with recruitment.

- D. Discuss attendance of Board President Taber at one of the 2026 California Special District Association Leadership Academies (San Diego, May 11 – 14; San Luis Obispo, September 13- 16; San Rafael, July 19 – 22). <https://leadershipacademy.csda.net/home>

-Vice-President Franken made a motion to approve conference attendance and lodging in an amount not to exceed \$2500. Motion seconded by Trustee Williams and passed 6-0-0 by roll call vote.

8. **DISCUSSION/ACTION ITEMS**

The Board will discuss and may take action on the following items.

- A. Receive and file March 2026 Financial Statements for County Fund FD-4160

- B. Receive and file March 2026 Disbursement Report

-Vice-President Franken made a motion to receive and file the financial statements and disbursement report. Motion seconded by Trustee Silver and passed 6-0-0 by roll call vote.

- C. Discuss and approve transfer of \$12,354 from the District's Capital Reserve Fund 4161 to General Fund 4160 to fund depreciation.

-Secretary Dahlquist made a motion to approve the transfer of \$12,354. Motion seconded by Trustee Williams and passed 6-0-0 by roll call vote.

- D. Discuss forming an ad hoc recruitment and hiring committee for an Operations Manager Biologist.

-President Taber and Secretary Dahlquist will serve on the hiring committee to refine the job description and advertisement as well as participate in interviews with candidates. The committee will be terminated once the position is filled. Marc Chytilo encouraged the Board to consider including public stakeholders in the hiring process. Vice-President Franken made a motion to form the ad-hoc committee. Motion seconded by Trustee Williams and passed 6-0-0 by roll call vote.

E. Discuss and approve the First Amendment to the Agreement for Consultant Services with Rincon Consultants, Inc. seeking \$7,500 for Biological Monitoring Assistance in Q2.

-Marc Chytilo referenced the letter submitted to staff prior to the meeting and reiterated the request of the Audubon Society for the District to contribute funds for a biological survey of the Goleta Slough for this year's Belding Savannah Sparrow breeding cycle. Trustee Williams made a motion to approve the amendment to the agreement as presented. Motion seconded by Secretary Dahlquist and passed 6-0-0 by roll call vote.

9. **GENERAL MANAGER'S REPORT**

-GM Cabrera discussed the recent detection of Aedes notoscriptus in a westside Santa Barbara neighborhood and the District response and future actions to consider.

10. **REQUESTS FOR FUTURE AGENDA ITEMS**

-The Board is interested in having a representative from California Class present on the program at a future meeting.

11. **TRUSTEE ANNOUNCEMENTS**

-None.

12. **CLOSED SESSION PURSUANT TO GOVERNMENT CODE SECTION 54957**

- a. Public comment on closed session agenda items.
- b. Temporary adjournment to closed session.
- c. PUBLIC EMPLOYMENT - EVALUATION OF PERFORMANCE (Gov. Code section 54957).
 - Title: District legal counsel
- d. Reconvene to open session for closed session report.

-No action to report.

13. **ADJOURNMENT**

As there was no further business to be brought before the Board, the meeting was adjourned.

I certify that the above minutes substantially reflect the actions of the Board:

APPROVED:

Danica Taber
Board President

Russell Dahlquist
Board Secretary



MOSQUITO and VECTOR MANAGEMENT DISTRICT of SANTA BARBARA COUNTY

DISEASE SURVEILLANCE REPORT

April 2026

Santa Barbara County Vector-borne Disease Surveillance

The West Nile Virus Dead Bird Hotline received 20 reports of dead birds in the County, but none of them were testable. Thirteen of the birds were sea or shore birds that were disqualified due to their species, and the rest were dead too long or could not be picked-up in a timely manner.

Santa Barbara County Trapping

Location	Date	Number of Mosquitoes	Type of Trap	# of Traps	Mosquitoes per Trap Night	Pools Submitted	WSW* Virus Test Result
Andre Clark Bird Refuge	4/2-4/3	115	EVS	8	14.4	0	---
Pine St., Old Town Goleta	4/8-4/9	14	EVS	2	6	2	Negative
Park Lane, Montecito	4/8-4/9	4	EVS	2	2	0	---
		300 black flies					
		100 no-see-um					
Coal Oil Point UCSB	4/8-4/9	14	EVS	2	7	2	Negative
Ellwood, Goleta	4/8-4/9	234	EVS	2	117	4	Negative
West Micheltona, Santa Barbara	3/25-4/10	47***	BGS2	1	2.9	0	--
West Valerio, Santa Barbara	4/10-4/14	3	BGS2	1	0.75	0	---
Orcutt Creek	4/16-4/17	18	EVS	4	4.5	2	Pending
Via Santa Maria, Orcutt	4/16-4/17	180	EVS	3	60	5	Pending
Impala Trail, Orcutt	4/16-4/17	0	EVS	3	0	0	---
UCSB/SBAir bluffs	4/28-4/29	490	EVS	12	40.8	7	Pending

BGS2=Biogents Sentinel 2; BGP=Biogents Pro; EVS=encephalitis surveillance trap (CO²)

*WSW=West Nile (WNV), St. Louis Encephalitis (SLE), AND Western Equine Encephalitis (WEE)

**Color indicates the virus-transmitting ability of some or all of the mosquito species caught in the traps:

Purple = high (example: *Aedes aegypti*, *Culex tarsalis*); Aqua = moderate; Tan = low.

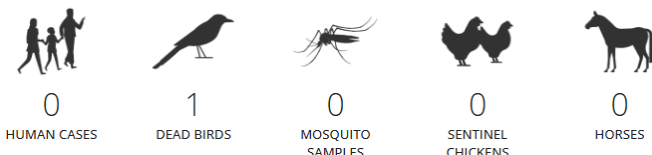
For specific trap collection data, please email a request to: info@mvmDistrict.org.

*** 22 *Aedes notoscriptus*

California Vector-borne Disease Surveillance

2026 WEST NILE VIRUS ACTIVITY IN CALIFORNIA

LAST UPDATED: APR 24, 2026 3:49PM PT

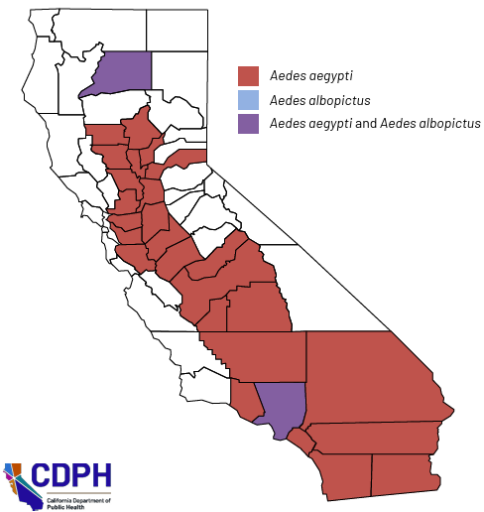


2025 & 2026 YTD West Nile Virus Comparisons		
	2025	2026
Total No. Dead Bird Reports	2,285	1,343
No. Positive Counties	2	1
No. Human Cases	0	0
No. Positive Dead Birds / No. Tested	7 / 154	1 / 75
No. Positive Mosquito Pools / No. Tested	0 / 3,163	0 / 5,335
No. Seroconversions / No. Tested	0 / 0	0 / 0

Update on Invasive *Aedes* Mosquito in California

Invasive *Aedes notoscriptus*, the Australian backyard mosquito, was identified from a residence in Santa Barbara's Westside neighborhood on March 12. The District has collected a total of 44 female and 7 male *Aedes notoscriptus*. *Aedes aegypti* is found in 28 California counties and *Aedes albopictus* is found in two.

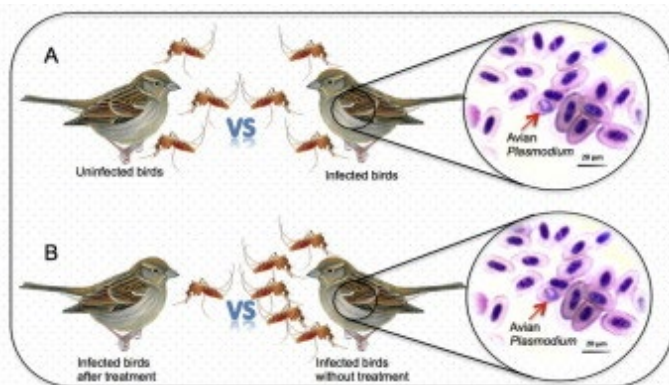
Updated April 3, 2026



In 2025, the CA Dept. of Public Health reports **6 locally-transmitted cases of dengue virus** in California (five of them located in the City of La Puente, Los Angeles County). Non-native *Aedes* mosquitoes, capable of vectoring dengue, Zika, and chikungunya viruses, are common in the Greater Los Angeles area. One mosquito sample collected in Greater L.A. has also tested positive for dengue virus. This is the first official record ever of dengue virus identified from a mosquito collected in California. In 2024, there were 18 locally-transmitted dengue cases. As of April 1, there have been five travel-related human dengue cases and no cases of Zika virus or chikungunya virus in California this year.

Avian Malaria *Plasmodium relictum*

WNV, SLE, and WEE aren't the only mosquito-borne bird diseases in California. Avian malaria is a bird disease caused by a single-cell protozoan *Plasmodium* parasite that is transmitted from bird to bird by mosquitoes in the genus *Culex*. It does not infect humans. Human malaria parasites are a different species of *Plasmodium*, vectored only by *Anopheles* mosquitoes. Symptoms for infected birds include lethargy, weight loss, a fluffed-up appearance, difficulty breathing, anemia, incoordination, seizures, and vomiting. Depending on the bird species and local immunity, the disease is not usually fatal, but chronic symptoms in recovered birds can reduce their lifespan. Penguins (common in zoos), quail, ducks, pigeons, falcons, and sparrows are the most vulnerable to avian malaria. As in 2024, penguins at the Santa Barbara Zoo have again been infected. Officials in Hawaii have been working to prevent extinction of birds such as the honey-catcher since the pathogen and vector were accidentally introduced to the Hawaiian Islands. Illegally traded pet birds are often infected.



A similar protozoan bird parasite, called *Leukocytozoon*, is vectored by blood-feeding black flies in the family *Simuliidae*. Mosquitoes can also mechanically carry avian pox virus from one bird to another. Avian influenza A (H5N1) has been found in mosquitoes, but it cannot be transmitted to another animal through a mosquito bite.

Mosquitoes preferably bit infected sparrows rather than anti-malaria treated infected sparrows.

<https://doi.org/10.1016/j.ijpara.2017.09.005>

Mosquito and Vector Management District of Santa Barbara County

Report of District Operations - April 2026

Location	Mosquito					Bees & Wasps			Rats & Mice		Surveillance			Other		Total
	Inspection Hours	Treatment Hours	Service Requests	Fish Requests	Standing Water Reports	Inspection Hours	Treatment Hours	Service Requests	Inspection Hours	Service Requests	WNV Bird	Chickens	Mosquito Pools	Bedbugs	Misc. Requests	Total hours devoted to zone
Goleta	3.5	0.5	1	1		1.0		1					6.0			11.0
Goleta Valley	30.5	15.0	2	1	1				1.0	1			9.5			56.0
Rancho Embarcadero																0.0
Isla Vista	3.0		1													3.0
Hope Ranch	2.5	0.5				0.5		1								3.5
Hidden Valley			1													0.0
Santa Barbara area	37.5	2.5	9	6	1	15.0							41.0			96.0
Mission Canyon				1												0.0
Montecito	21.5	2.0	1	7									3.5			27.0
Summerland	1.0															1.0
Carpinteria	3.5	2.0	1										1.0			6.5
Carpinteria Valley	6.0	3.0	2	1									2.0			11.0
Carp Salt Marsh	8.0	4.0														12.0
Camino Real																0.0
Storke Ranch																0.0
Goleta Sanitary	2.0															2.0
City of Goleta																0.0
UCSB	13.5	5.5											2.5			21.5
Santa Barbara Airport	30.0	13.5														43.5
City of Santa Barbara																0.0
SoCalGas																0.0
South County total	162.5	48.5	18	17	2	16.5	0.0	2	1.0	1	0.0	0.0	65.5	0	0	294.0
Unincorporated North County				2									12.5			12.5
North County total	0.0	0.0	0	2	0	0.0	0.0	0	0.0	0	0.0	0.0	12.5	0	0	12.5
Pismo Beach																0.0
Oceano Dunes																0.0
San Luis Obispo																0.0
SLO County total	0.0	0.0	0	0	0	0.0	0.0	0	0.0	0	0.0	0.0	0.0	0	0	0.0
Monthly Totals	162.5	48.5	18	19	2	16.5	0.0	2	1.0	1	0.0	0.0	78.0	0	0	306.5
Year to Date	582.0	182.0	39	55	14	16.5	0.0	2	12.0	5	0.0	0.0	114.0	0	3	

	This Month	Year to Date
Total Inspection Hours	180.0	610.5
Total Treatment Hours	48.5	182.0
Total Mileage	2,048.0	8125.0

Contract Status as of May 1, 2026

Account	MOU Maximum	FYE26	FYE25	FYE24	MOU Status
Wynmark	\$2,207	\$ 2,053	\$1,221	\$ 1,456	FYE28 up for renewal on July 1
Goleta Sanitary District	\$7,149	\$ 1,236	\$6,019	\$ 9,415	FYE28 up for renewal on July 1
Goleta, City of	\$15,187	\$ 5,975	\$6,739	\$ 14,947	FYE27 completed
Oceano Dunes District	\$22,122	\$ 20,136	\$12,345	\$ 11,586	CY24-CY28 completed
Pismo Beach, City of	\$10,404	\$ 3,499	\$2,808	\$ 7,105	FYE27 completed
Santa Barbara Airport	\$105,864	\$ 80,822	\$61,865	\$ 86,685	FYE28 up for renewal on July 1
Santa Barbara, City of	\$6,473	\$ 8,104	\$5,986	\$ 7,130	FYE27 completed
SoCalGas	\$4,000	\$ 1,553	\$3,339	\$ 3,106	Submitted Mosquito Management Plan
Cal-Storke, LLC	\$2,223	\$ 1,533	\$1,397	\$ 2,114	FYE27 completed
UCSB	\$43,713	\$ 22,478	\$40,754	\$ 34,844	FYE 2028 completed
San Luis Obispo, County of	---	---	---	---	No contract for FY 25-26
	\$ 233,412	\$147,389	\$142,473	\$178,387	

Total Amount Billed for All Contracts and Amount Budgeted for Fiscal Years Ending 2015 through 2026

Fiscal Year Ending	Billed amount as of 3/6/2026	Budgeted
2026	\$ 147,389	\$ 160,000
2025	\$ 142,473	\$ 160,000
2024	\$ 178,387	\$ 160,000
2023	\$ 172,986	\$ 130,000
2022	\$ 154,358	\$ 120,000
2021	\$ 111,621	\$ 110,000
2020	\$ 133,309	\$ 105,000
2019	\$ 129,219	\$ 100,000
2018	\$ 96,290	\$ 70,000
2017	\$ 129,280	\$ 105,000
2016	\$ 58,200	\$ 115,000
2015	\$ 64,697	\$ 120,000

Job Announcement

The Mosquito and Vector Management District of Santa Barbara County invites applications for the position of Operations Manager Biologist

Position: Operations Manager Biologist
Reports to: General Manager
Wage Status: FLSA Exempt, Supervisory
Salary: \$8,417 - \$9,642 per month

General Description

Under general direction and supervision by the General Manager, the Operations Manager Biologist plans, organizes and directs vector control programs; performs a variety of professional biologist duties; provides for the safe and efficient use of vehicles, facilities and equipment and performs related work as required. These duties include: work with the General Manager to direct District-wide vector control programs, develop policy relating to overall operations, collect and analyze data, identify vectors, support field staff, provide administrative support, and any other District work as directed by management.

Essential Functions

- Plans, manages, coordinates, and participates in vector control programs
- Evaluates equipment, vehicles and pesticide inventory, makes operational purchases as necessary. Manages and coordinates the maintenance of operational equipment
- Plans, organizes, and coordinates the activities of the Vector Control Technicians
- Supervises all Vector Control Technicians in accordance with applicable state and federal employment laws and the District's Personnel Policies and Procedures Manual and the Memorandum of Understanding between the District and its Employees Association
- Reviews activities to ensure that work and services are in accordance with standards, regulatory and safety requirements, and are on schedule
- Designs and implements changes for vector control which promote economy of cost and efficient use of manpower
- Evaluates the effectiveness of operations and control methods, and relates information to the General Manager
- Applies professional expertise to limit environmental impacts to environmentally sensitive habitats such as salt and fresh water marshes, lakes, and flood control systems
- Plans and conducts vector-borne disease surveillance, vector population monitoring and vector identifications
- Collects and maintains records of monitoring and identification activities, and provides written analyses and recommendations upon request
- Manages, implements, recommends, and keeps up-to-date on materials, equipment, technologies and techniques to attain maximum production and stable supplies of *Gambusia affinis* stocks for District use

- Appropriately applies the authority of the District when analyzing, interpreting, and enforcing state and local environmental health laws
- Creates vector management plans, estimates costs, and prepares and monitors contracts for fee-for-service clients
- Communicates with professional or other associations, public and governmental agencies as directed
- Trains Vector Control Technicians and monitors worker safety in operations and procedures
- Provides assistance to all other phases of the District field operations as directed
- Performs any other District work as directed by management

Work Hours

Approximately 40 hours per week, Monday through Friday, with additional hours as needed to perform the responsibilities of the position. Travel within and outside the District, sometimes requiring evenings and weekends.

Knowledge, Ability, and Skills

- Complete knowledge of operational and technical aspects of vector control
- Operational knowledge of medically important arthropods and vertebrates, and the diseases vectored by same
- Ability to identify mosquitoes and other vectors to species level
- Principles of management, training and performance appraisal
- Thorough knowledge of vector control pesticides and their ecological implications
- General knowledge of scientific research techniques
- Ability to plan and conduct surveys and studies
- Ability to prepare written reports and procedures
- Ability to use the computer and internet technology as it applies to report writing, budgeting, website maintenance and cartography
- Ability to work cooperatively and effectively with others
- Ability to follow verbal and written instructions
- Ability to perform the physical requirements of the position
- Ability to write and speak English effectively

Education

Possession of a minimum of a bachelor's degree in entomology, biology, zoology or related field is required.

Experience

Minimum of three (3) years of employment in a vector control, pest control, or related field, with experience in field and laboratory operations

Supervisory and/or management experience or other relevant experience in the field that will provide the necessary knowledge, skills and abilities to successfully carry out the responsibilities of the position

Certification

Must obtain within one year from date of hire or possess certification by the California Department of Health as a Vector Control Technician in categories A, B, C, and D and maintain these certifications throughout the course of employment

Driver License

Current valid California Class C Driver License, including being insurable under the guidelines of the District's insurance carrier

Physical Requirements

- Vision – Minimum of single eye corrected vision with the ability to demonstrate measurable depth perception
- Hearing – Able to hear with a minimum of single ear aided hearing
- Speech – Must be able to converse effectively in English with other persons, both in person and electronically
- Body Movement – Able to operate a motor vehicle, able to physically traverse uneven ground such as fields, hills, marshes, ponds and similar rough terrain, and able to lift fifty (50) pounds. Must have full mobility of all limbs
- Constant (activity or condition exists 2/3 or more of the time): operate a motor vehicle on paved roads and in off-road conditions, operate a variety of monitoring and field equipment, traverse uneven ground and rough terrain while exposed to various weather conditions, converse with others both in person and electronically
- Frequent (activity or condition exists 1/3 to 2/3 of the time): sit and stand in an office environment, operate various laboratory and office machines
- Occasionally (activity or condition exists up to 1/3 of the time): possible exposure to pesticides and other health hazards, perform treatments for vectors, perform equipment maintenance, interaction with irate and antagonistic members of the public

Application

A completed District Employment Application must be submitted. Résumés are accepted but not in lieu of a completed application.

Application forms are available at <https://www.mvmdistrict.org/employment-opportunity> or they can be picked up at the district office.

Mosquito and Vector Management District of Santa Barbara County
2450 Lillie Ave
Summerland CA 93067

Application deadline: Until the position is filled.

Depending on the number of qualified applicants, interviews and a written test will be scheduled in the month of June.

ALERT

INVASIVE AEDES MOSQUITOES
have been found in your neighborhood!



These mosquitoes will bite during the day, indoors and outdoors!



Mosquito larvae live in stagnant water.



HELP PROTECT YOUR COMMUNITY!

➔ Dump stagnant water from mosquito-breeding sites in your yard.



Eggs and larvae develop in buckets, roof gutters, lawn drains, dishes under potted plants (even indoors), old tires and other small containers.

**➔ Report suspected invasive Aedes mosquitoes to:
Mosquito and Vector Management District of Santa Barbara County
(805) 969-5050 info@mvmdistrict.org**



LEARN MORE
mvmdistrict.org



ALERTA

MOSQUITOS AEDES INVASORES ¡Se han encontrado en tu vecindario!



¡Estos mosquitos pican durante el día, tanto en el interior de su hogar o exterior!



Las larvas de mosquito viven en agua estancada.



¡AYUDA A PROTEGER TU COMUNIDAD!



Desahzate del agua estancada procedente de los criaderos de mosquitos de tu jardín.



Los huevos y las larvas se desarrollan en cubos, canalones, desagües de césped, platos debajo de macetas (incluso en interiores), neumáticos viejos y otros recipientes pequeños.



Informe sobre la posible presencia de mosquitos Aedes invasores a: Distrito de Control de Mosquitos y Vectores del Condado de Santa Bárbara (805) 969-5050 info@mvmddistrict.org



MÁS INFORMACIÓN
mvmddistrict.org



COSB - Budget vs Actual - with Adopted Budget (Financial Status)

Period FY 2025-26 - Apr
 Fund FD-4160 Mosquito & Vector
 Mgt District

As of: 04/30/2026 (83% Elapsed)

Accounting Period: Open

	06/30/2026	04/30/2026	06/30/2026	
Ledger Account	Fiscal Year Adopted Budget	Year-To-Date Actual	Fiscal Year Variance	Fiscal Year Percentage of Budget
Revenues				
6000:Taxes	685,200.00	641,329.01	(43,870.99)	93.60%
RC-3057 PT-506 Int, 480 CIOS/CIC Pen	80.00	0.21	(79.79)	0.26%
RC-3380 Interest Income	40,000.00	66,794.94	26,794.94	166.99%
RC-4220 Homeowners Property Tax Relief	2,090.00	1,024.62	(1,065.38)	49.02%
RC-4840 Other Governmental Agencies	18,000.00	10,465.60	(7,534.40)	58.14%
RC-4877 Other Special Assessments	755,000.00	781,688.36	26,688.36	103.53%
RC-5891 Refunds/Repayments	0.00	7,770.75	7,770.75	0.00%
RC-5909 Other Miscellaneous Revenue	160,000.00	121,366.21	(38,633.79)	75.85%
Total Revenues	1,660,370.00	1,630,439.70	(29,930.30)	98.20%
Expenditures				
SC-6100 Regular Salaries	560,000.00	376,845.35	183,154.65	67.29%
SC-6210 Commissioner/Director/Trustee	9,600.00	800.00	8,800.00	8.33%
SC-6400 Retirement Contribution	196,000.00	131,855.44	64,144.56	67.27%
SC-6475 Retiree Medical OPEB	8,500.00	27,725.25	(19,225.25)	326.18%
SC-6500 FICA Contribution	35,000.00	30,603.05	1,396.95	96.01%
SC-6550 FICA/Medicare	8,120.00	8,299.74	2,820.26	65.27%
SC-6600 Health Insurance Contrib	156,000.00	104,839.26	51,160.74	67.20%
SC-6610 Life & Disability Insur	2,200.00	1,117.98	1,082.02	50.82%
SC-6700 Unemployment Ins Contribution	2,250.00	678.40	1,571.60	30.15%
SC-6900 Workers Compensation	25,000.00	22,133.00	2,867.00	88.53%
7010:Salaries and Employee Benefits	1,002,670.00	704,897.47	297,772.53	70.30%
SC-7005 Advertising/Marketing Expense	20,000.00	11,750.00	8,250.00	58.75%
SC-7030 Clothing and Personal	6,800.00	4,753.31	2,046.69	69.90%
SC-7050 Communications	7,000.00	5,647.63	1,352.37	80.68%
SC-7070 Household Supplies	3,700.00	3,100.00	600.00	83.78%
SC-7090 Insurance	27,000.00	26,640.00	360.00	98.67%

COSB - Budget vs Actual - with Adopted Budget (Financial Status)

Period FY 2025-26 - Apr
Fund FD-4160 Mosquito & Vector
Mgt District

As of: 04/30/2026 (83% Elapsed)

Accounting Period: Open

	06/30/2026	04/30/2026	06/30/2026	
Ledger Account	Fiscal Year Adopted Budget	Year-To-Date Actual	Fiscal Year Variance	Fiscal Year Percentage of Budget
SC-7120 Equipment Maintenance	12,000.00	1,840.90	10,159.10	15.34%
SC-7121 Operating Supplies	13,000.00	6,321.60	6,678.40	48.63%
SC-7124 IT Software Maintenance	30,000.00	30,192.71	(192.71)	100.64%
SC-7200 Structure & Ground Maintenance	22,000.00	5,269.01	16,730.99	23.95%
SC-7430 Memberships	20,000.00	18,263.00	1,737.00	91.32%
SC-7450 Office Expense	7,200.00	3,297.16	3,902.84	45.79%
SC-7460 Professional & Special Service	92,000.00	48,761.62	43,238.38	53.00%
SC-7507 ADP Payroll Fees	0.00	480.50	(480.50)	0.00%
SC-7508 Legal Fees	125,000.00	350,988.07	(225,988.07)	280.79%
SC-7546 Administrative Expense	9,000.00	14,958.37	(5,958.37)	166.20%
SC-7650 Special Departmental Expense	100,000.00	61,449.05	38,550.95	61.45%
SC-7653 Training Fees & Supplies	10,000.00	2,595.00	7,405.00	25.95%
SC-7730 Transportation and Travel	8,000.00	3,497.22	4,502.78	43.72%
SC-7731 Gasoline-Oil-Fuel	15,000.00	5,705.65	9,294.35	38.04%
SC-7760 Utilities	6,800.00	4,450.73	2,349.27	65.45%
7020:Services and Supplies	534,500.00	609,961.53	(75,461.53)	114.12%
SC-8200 Structures&Struct Improvements	115,000.00	0.00	115,000.00	0.00%
7073:Structures&Struct Improvements	115,000.00	0.00	115,000.00	0.00%
SC-8300 Equipment	50,000.00	0.00	50,000.00	0.00%
7074:Equipment	50,000.00	0.00	50,000.00	0.00%
Total Expenditures	1,702,170.00	1,314,859.00	387,311.00	77.25%
Other Financing Sources & Uses				
6400:Other Financing Sources	55,000.00	0.00	(55,000.00)	0.00%
7095:Other Financing Uses	13,200.00	0.00	13,200.00	0.00%
Total Other Financing Sources & Uses	41,800.00	0.00	(41,800.00)	0.00%
Net Financial Impact	0.00	315,580.70	315,580.70	0.00%

COSB - Cash Balances

Starting Date	4/1/2026
Ending Date	4/28/2026
Fund	FD-4160 Mosquito & Vector Mgt District
	FD-4161 SB Vector-Cap Asset Reserve

Fund	04/28/2026 Ending Balance
FD-4160 Mosquito & Vector Mgt District	\$3,080,321.16
FD-4161 SB Vector-Cap Asset Reserve	\$732,506.79
Total	\$3,812,827.95

COSB - Find Payments

Company	Mosquito and Vector Management District of Santa Barbara County	Payment Date On or After	Payment Date On or Before	Payment	Payment Category	Payee / Payor	Transaction Date	Payment Type	Payment Amount
		4/1/2026	4/30/2026						
Supplier Payment: SPECIAL DISTRICT RISK MANAGEMENT AUTHORITY: 04/01/2026	Supplier Payment				SPECIAL DISTRICT RISK MANAGEMENT AUTHORITY		4/1/2026	ACH	124.22
Supplier Payment: BIG GREEN CLEANING COMPANY: 04/01/2026	Supplier Payment				BIG GREEN CLEANING COMPANY		4/1/2026	ACH	319.00
Supplier Payment: TECHEASE COMPUTER SOLUTIONS LLC: 04/01/2026	Supplier Payment				TECHEASE COMPUTER SOLUTIONS LLC		4/1/2026	Check	460.00
Supplier Payment: STREAMLINE: 04/01/2026	Supplier Payment				STREAMLINE		4/1/2026	Check	360.50
Supplier Payment: CITY EMPLOYEES ASSOC LLC: 04/01/2026	Supplier Payment				CITY EMPLOYEES ASSOC LLC		4/1/2026	ACH	36.00
Supplier Payment: SCI CONSULTING GROUP: 04/01/2026	Supplier Payment				SCI CONSULTING GROUP		4/1/2026	Check	5,255.49
Supplier Payment: CARROLL PLUMBING: 04/01/2026	Supplier Payment				CARROLL PLUMBING		4/1/2026	Check	424.48
Supplier Payment: SANSUM CLINIC - SANTA BARBARA: 04/01/2026	Supplier Payment				SANSUM CLINIC - SANTA BARBARA		4/1/2026	Check	368.00
Supplier Payment: CALIFORNIA PUBLIC EMPLOYEES RETIREMENT SYSTEM: 04/01/2026	Supplier Payment				CALIFORNIA PUBLIC EMPLOYEES RETIREMENT SYSTEM		4/1/2026	ACH	12,848.68
Supplier Payment: US BANK CORPORATE PAYMENT SYSTEM: 04/01/2026	Supplier Payment				US BANK CORPORATE PAYMENT SYSTEM		4/1/2026	ACH	2,319.44

COSB - Find Payments

Company	Mosquito and Vector Management District of Santa Barbara County	Payment Date On or After	Payment Date On or Before	Payment Category	Payee / Payor	Transaction Date	Payment Type	Payment Amount
		4/1/2026	4/30/2026					
Supplier Payment: SBCERS CONTRIBUTIONS: 04/02/2026	Supplier Payment			SBCERS CONTRIBUTIONS		4/2/2026	ACH	7,119.68
Supplier Payment: CO SB RESOURCE RECOVERY & WASTE MANAGEMENT: 04/03/2026	Supplier Payment			CO SB RESOURCE RECOVERY & WASTE MANAGEMENT		4/3/2026	Check	26.00
Supplier Payment: CITY EMPLOYEES ASSOC LLC: 04/03/2026	Supplier Payment			CITY EMPLOYEES ASSOC LLC		4/3/2026	ACH	72.00
Supplier Payment: VISION SERVICE PLAN-CA: 04/03/2026	Supplier Payment			VISION SERVICE PLAN-CA		4/3/2026	ACH	168.09
Supplier Payment: AFLAC: 04/03/2026	Supplier Payment			AFLAC		4/3/2026	Check	423.52
Supplier Payment: EDUCATED CAR WASH: 04/13/2026	Supplier Payment			EDUCATED CAR WASH		4/13/2026	ACH	90.13
Supplier Payment: BIG GREEN CLEANING COMPANY: 04/13/2026	Supplier Payment			BIG GREEN CLEANING COMPANY		4/13/2026	ACH	319.00
Supplier Payment: SPECIAL DISTRICT RISK MANAGEMENT AUTHORITY: 04/13/2026	Supplier Payment			SPECIAL DISTRICT RISK MANAGEMENT AUTHORITY		4/13/2026	ACH	124.22
Supplier Payment: TWO TRUMPETS COMMUNICATIONS LLC: 04/13/2026	Supplier Payment			TWO TRUMPETS COMMUNICATIONS LLC		4/13/2026	ACH	1,050.00
Supplier Payment: QUILL CORP: 04/13/2026	Supplier Payment			QUILL CORP		4/13/2026	Check	256.43

COSB - Find Payments

Company	Mosquito and Vector Management District of Santa Barbara County		Transaction Date	Payment Type	Payment Amount
Payment Date On or After	Payment Date On or Before	Payment Category	Payee / Payor		
	4/1/2026				
	4/30/2026				
Supplier Payment: TECHEASE COMPUTER SOLUTIONS LLC: 04/13/2026	Supplier Payment	TECHEASE COMPUTER SOLUTIONS LLC	4/13/2026	Check	460.00
Supplier Payment: STREAMLINE: 04/13/2026	Supplier Payment	STREAMLINE	4/13/2026	Check	360.50
Supplier Payment: ZWORLD GIS: 04/13/2026	Supplier Payment	ZWORLD GIS	4/13/2026	ACH	1,445.00
Supplier Payment: ALLIED ADMINISTRATORS FOR DELTA DENTAL: 04/13/2026	Supplier Payment	ALLIED ADMINISTRATORS FOR DELTA DENTAL	4/13/2026	ACH	810.84
Supplier Payment: MCCORMIX CORPORATION: 04/13/2026	Supplier Payment	MCCORMIX CORPORATION	4/13/2026	ACH	399.54
Supplier Payment: SANSUM CLINIC - SANTA BARBARA: 04/15/2026	Supplier Payment	SANSUM CLINIC - SANTA BARBARA	4/15/2026	Check	368.00
Supplier Payment: COASTAL LANDSCAPE: 04/15/2026	Supplier Payment	COASTAL LANDSCAPE	4/15/2026	Check	800.00
Supplier Payment: MISSION LINEN SUPPLY: 04/15/2026	Supplier Payment	MISSION LINEN SUPPLY	4/15/2026	ACH	332.76
Supplier Payment: MONTECITO WATER DISTRICT: 04/16/2026	Supplier Payment	MONTECITO WATER DISTRICT	4/16/2026	ACH	80.47
Supplier Payment: THE GAS COMPANY: 04/16/2026	Supplier Payment	THE GAS COMPANY	4/16/2026	ACH	22.95

COSB - Find Payments

Company	Mosquito and Vector Management District of Santa Barbara County					
Payment Date On or After		4/1/2026				
Payment Date On or Before		4/30/2026				
Payment	Payment Category	Payee / Payor	Transaction Date	Payment Type	Payment Amount	
Miscellaneous Payment: STATE/FEDERAL TAXES & DIRECT DEPOSITS: 04/21/2026	Miscellaneous Payment	STATE/FEDERAL TAXES & DIRECT DEPOSITS	4/21/2026	Manual ACH	5,476.40	
Miscellaneous Payment: STATE/FEDERAL TAXES & DIRECT DEPOSITS: 04/21/2026	Miscellaneous Payment	STATE/FEDERAL TAXES & DIRECT DEPOSITS	4/21/2026	Manual ACH	13,205.63	
Miscellaneous Payment: ADP INC: 04/22/2026	Miscellaneous Payment	ADP INC	4/22/2026	Manual ACH	465.95	
Miscellaneous Payment: BRIAN CABRERA: 04/22/2026	Miscellaneous Payment	BRIAN CABRERA	4/22/2026	Check	110.34	
Supplier Payment: CARRIE TROUP CPA: 04/23/2026	Supplier Payment	CARRIE TROUP CPA	4/23/2026	ACH	3,035.31	
Supplier Payment: ATKINSON ANDELSON LOYA RUUD ROMO: 04/23/2026	Supplier Payment	ATKINSON ANDELSON LOYA RUUD ROMO	4/23/2026	Check	373.28	
Supplier Payment: COX BUSINESS: 04/23/2026	Supplier Payment	COX BUSINESS	4/23/2026	Check	517.93	
Supplier Payment: SBCERS CONTRIBUTIONS: 04/23/2026	Supplier Payment	SBCERS CONTRIBUTIONS	4/23/2026	ACH	7,119.68	
Supplier Payment: CALIFORNIA PUBLIC EMPLOYEES RETIREMENT SYSTEM: 04/23/2026	Supplier Payment	CALIFORNIA PUBLIC EMPLOYEES RETIREMENT SYSTEM	4/23/2026	ACH	12,848.68	
Supplier Payment: SOUTHERN CALIFORNIA EDISON: 04/23/2026	Supplier Payment	SOUTHERN CALIFORNIA EDISON	4/23/2026	ACH	216.02	

Account Number :
 Unique ID: XXXX XXXX XXXX
 MVM DISTRICT
 Statement Date : 04-22-2026



Corporate Account Summary	
Previous Balance	\$2,319.44
Purchases and Other Charges	\$1,353.36
Cash Advances	\$0.00
Cash Advance Fees	\$0.00
Late Payment Charges	\$0.00
Credits	\$0.00 CR
Payments	\$2,319.44 PY
New Balance	\$1,353.36
Disputed Amount	\$0.00

Payment Information	
Amount Due	\$1,353.36
Payment due in accordance with your agreement with U.S. Bank.	
QUESTIONS OR TO REPORT A LOST OR STOLEN CARD, CALL CUSTOMER SERVICE 1-800-344-5696	
To overnight or courier a payment, please send to: Corporate Payment Systems 3180 Rider Trail S, Department 790428 Earth City, MO 63045-1518	

Corporate Account Activity

MVM DISTRICT Total Corporate Activity
 Account Number: \$2,319.44 CR
 Unique ID: XXXX XXXX XXXX

Post Date	Tran Date	Reference Number	Transaction Description	Amount
04-02	04-02	74798266092000000000015	PAYMENT - 006215 00000 A	2,319.44 PY

New Activity

VESNA IBARRA	Purchases	\$223.97	Total Activity	\$223.97
Account Number: [REDACTED]	Cash Advances	\$0.00		
Unique ID: XXXX XXXX XXXX 5979	Cash Advances Fees	\$0.00		
	Credits	\$0.00 CR		

Post Date	Tran Date	Reference Number	Transaction Description	Amount
04-03	04-02	24231686093702523155915	SMART AND FINAL 391 SANTA BARBARA CA	127.65
04-16	04-15	24231686106717340459550	SMART AND FINAL 915 CARPENTERIA CA	5.21
04-22	04-21	24431066112417349241324	HOME IMPROVEMENT CENTER SANTA BARBARA CA	91.11

(transactions continued on next page)

Payment may be made electronically or by check made payable to Corporate Payment Systems.

CORPORATE PAYMENT SYSTEMS
 P.O. BOX 6343
 FARGO, ND 58125-6343

Account Number:
 Amount Due: \$1,353.36
 Amount Enclosed

If paying by check, include coupon with payment to address below.

0000002863 000638164488955 P 2

MVM DISTRICT
 ATTN BRIAN CABRERA
 PO BOX 1389
 2450 LILLIE AVE
 SUMMERLAND CA 93067-1389

CORPORATE PAYMENT SYSTEMS
 P.O. BOX 790428
 ST. LOUIS, MO 63179-0428

Account Number :
Unique ID: XXXX XXXX XXXX
Statement Date : 04-22-2026

New Activity cont

JESSICA E SPRIGG	Purchases	\$242.09	Total Activity	\$242.09
Account Number: [REDACTED]	Cash Advances	\$0.00		
Unique ID: XXXX XXXX XXXX 5791	Cash Advances Fees	\$0.00		
	Credits	\$0.00 CR		

Post Date	Tran Date	Reference Number	Transaction Description	Amount
03-26	03-25	24692166085107765169548	LESLIES POOLMART SANTA BARBARA CA	25.12
03-31	03-30	24011346090100012429364	SP ESAFETY SUPPLIES ESAFETYSUPPLI CA	204.18
04-16	04-15	24692166105400415789344	VERIZONWRLSS*RTCCR VB 800-922-0204 FL	12.79

ROBBY R SHARP	Purchases	\$117.24	Total Activity	\$117.24
Account Number: [REDACTED]	Cash Advances	\$0.00		
Unique ID: XXXX XXXX XXXX 8173	Cash Advances Fees	\$0.00		
	Credits	\$0.00 CR		

Post Date	Tran Date	Reference Number	Transaction Description	Amount
04-17	04-16	24231686107718530054861	SMART AND FINAL 391 SANTA BARBARA CA	117.24

KAREN EGERMAN-SCHULTZ	Purchases	\$437.99	Total Activity	\$437.99
Account Number: [REDACTED]	Cash Advances	\$0.00		
Unique ID: XXXX XXXX XXXX 4675	Cash Advances Fees	\$0.00		
	Credits	\$0.00 CR		

Post Date	Tran Date	Reference Number	Transaction Description	Amount
03-25	03-23	24034546083005078630937	6114 CONSERV FUEL BUELLTON CA	86.80
03-25	03-24	24231686084692077153179	SMART AND FINAL 391 SANTA BARBARA CA	123.27
03-30	03-27	24164076087105442217878	STAPLES 00108894 GOLETA CA	45.11
04-10	04-08	24231686099709443041756	ALBERTSONS #0355 CARPINTERIA CA	81.78
04-10	04-08	24801976099709390753515	STORKE FUEL DEPOT GOLETA CA	93.59
04-17	04-15	24231686106717546193821	ALBERTSONS #0355 CARPINTERIA CA	7.44

BRIAN J CABRERA	Purchases	\$332.07	Total Activity	\$332.07
Account Number: [REDACTED]	Cash Advances	\$0.00		
Unique ID: XXXX XXXX XXXX 1 [REDACTED]	Cash Advances Fees	\$0.00		
	Credits	\$0.00 CR		

Post Date	Tran Date	Reference Number	Transaction Description	Amount
-----------	-----------	------------------	-------------------------	--------

(transactions continued on next page)



Account Number :
Unique ID: XXXX XXXX XXXX
Statement Date : 04-22-2026

New Activity cont				
03-24	03-23	24906416082253468464614	WEB*NETWORKSOLUTIONS 888-6429675 FL	240.99
04-07	04-06	24793386096000721089216	ADOBE INC 800-8336687 CA	29.99
04-14	04-13	24011346103100131983502	ZOOM.COM 888-799-9666 ZOOM.US CA	16.99
04-14	04-14	24011346104100038954902	MICROSOFT#G152870729 MICROSOFT.COM WA	44.10
			Department: 00000	Total: \$1,353.36
			Division: 00000	Total: \$1,353.36

STAFF REPORT

DATE: May 7, 2026

TO: The Board of Trustees

FROM: Brian Cabrera, General Manager

SUBJECT: Resolutions 26-03 and 26-04 declaring the Intention to Continue Assessments, Preliminarily Approving Engineer's Report, and Providing for Notice of Hearing on July 9, 2026 for Fiscal Year 2026-27 for the Mosquito and Vector Management District of Santa Barbara County for Service Zone 1 and Service Zone 2

RECOMMENDATION

It is recommended that the Board approve Resolutions 26-03 and 26-04 that would declare the Board's intention to continue assessments for fiscal year 2026-27, preliminarily approve the Engineer's Report and provide for the notice of a public hearing on July 9, 2026 for fiscal year 2026-27 for the Mosquito and Vector Management District of Santa Barbara County for Service Zone 1 and Service Zone 2.

RESULT OF RECOMMENDED ACTION

The Board will declare its intention to levy the continued assessments for fiscal year 2026-27, will preliminarily approve the Engineer's Report, including the proposed rates included in the Engineer's Report for the Mosquito and Vector Management District of Santa Barbara County (Service Zone 1 and 2). The Engineer will administer and process the current parcel data to establish continued assessments for each parcel in the assessment district boundaries. The Engineer will cause a Notice to be published in a local newspaper in order to notify the public of the hearing that will be held on July 9, 2026 for the continued levy of the assessments.

BACKGROUND

Since the early 1990's, the Mosquito and Vector Management District of Santa Barbara County ("District") has been responsible for Enhanced Vector Control Services for the City of Goleta, the City of Santa Barbara Municipal Airport, and most of the unincorporated territory of the Goleta Valley including the communities of Hope Ranch and Isla Vista, which are all included in Service Zone No. 1 (Goleta area) & Service Zone No. 2 (Carpinteria area), including the City of Carpinteria and the Carpinteria Valley.

In order to allow property owners to ultimately decide whether the District should extend its Service Zone No. 1 to include the unincorporated areas of Montecito, Mission Canyon, Summerland, Hidden Valley, and the Goleta and Carpinteria Foothills in southern Santa Barbara County as well as to the non-serviced portions of the City of Santa Barbara, the Board, on January 29, 2004, authorized the initiation of proceedings for a benefit assessment. This new area is referred to as the "Service Zone No. 1 Extension 1" or the "Extension Areas."

- Balloting Conducted: February to April, 2004
- Ballot Results: 65.1% of the weighted returned ballots were in support of the proposed assessment
- Board Approval of 1st Year Assessment Levies (Extension Areas): May 13, 2004
- Service Zone 1 Fiscal Year 1996 Approved Rate: \$6.17 per single family equivalent benefit unit (SFE)
- Service Zone 1 Fiscal Year 2004-05 Approved Rate (Extension Areas): \$6.17 per single family equivalent benefit unit (SFE)
- Service Zone 1 Fiscal Year 2025-26 Approved Rate: \$13.27 per single family equivalent benefit unit (SFE)

- Service Zone 1 Annual CPI: In each subsequent year, the maximum assessment rate increases by the annual change in the Consumer Price Index, not to exceed \$20.00 per single family equivalent benefit unit (SFE)
- Service Zone 2 Rate Established in 1996: \$7.91 per single family equivalent benefit unit (SFE)
- Service Zone 2 Fiscal Year 2025-26 Approved Rate: \$13.27 per single family equivalent benefit unit (SFE)
- Service Zone 2 Annual CPI: The maximum assessment rate is not to exceed \$16.00 per single family equivalent benefit unit (SFE)

SCI Consulting Group prepared the Engineer’s Report that includes the special and general benefits from the assessments, the proposed budget for the assessments for fiscal year 2026-27, the updated proposed assessments for each parcel in the District, and the proposed assessments per single family equivalent benefit unit for the fiscal year. At the May 7, 2026 Board meeting, the Board will review the Engineer’s Report and adopt resolutions to declare its intention to continue the assessments, preliminarily approve the Engineer’s Report, and provide for notice of the annual public hearing for Service Zone 1 and Service Zone 2.

Each year, in order to continue to levy the assessments for the coming fiscal year, the Board conducts a noticed public hearing and receives public input on the proposed assessments and the services that they would fund. After hearing the public testimony, the Board may take final action on setting the assessment rate, establishing the services and improvements to be funded and ordering the levy of the continued assessments for fiscal year 2026-27.

PROPOSED RATE AND CPI HISTORY

The assessments can be continued annually and can be increased by the change in the Los Angeles-Riverside-Orange County Consumer Price Index. The following table summarizes the CPI history and the rates assessed.

Fiscal Year	LA Area CPI	CPI Increase	Zone 1 Rate/SFE	Zone 2 Rate/SFE	Annual Assessment Revenues
FY 04-05	1.75%	0.00%	\$6.17	\$7.91	\$355,230
FY 05-06	4.02%	0.00%	\$6.17	\$7.91	\$356,046
FY 06-07	4.67%	4.70%	\$6.46	\$7.91	\$372,663
FY 07-08	3.84%	3.25%	\$6.67	\$7.91	\$383,707
FY 08-09	3.28%	3.30%	\$6.89	\$7.91	\$396,355
FY 09-10	-1.00%	15.97%	\$7.99	\$7.99	\$454,286
FY 10-11	1.86%	1.88%	\$8.14	\$8.14	\$462,979
FY 11-12	3.00%	5.41%	\$8.58	\$8.58	\$487,599
FY 12-13	2.02%	3.96%	\$8.92	\$8.92	\$508,730
FY 13-14	1.29%	1.35%	\$9.04	\$9.04	\$517,350
FY 14-15	1.04%	1.00%	\$9.13	\$9.13	\$523,560
FY 15-16	0.51%	0.55%	\$9.18	\$9.18	\$528,646
FY 16-17	1.69%	5.77%	\$9.71	\$9.71	\$561,391
FY 17-18	2.68%	2.68%	\$9.97	\$9.97	\$579,000
FY 18-19	3.78%	3.78%	\$10.35	\$10.35	\$602,898
FY 19-20	2.71%	2.71%	\$10.63	\$10.63	\$620,085
FY 20-21	1.94%	1.88%	\$10.83	\$10.83	\$633,929
FY 21-22	2.19%	2.19%	\$11.07	\$11.07	\$648,425
FY 22-23	8.50%	8.50%	\$12.01	\$12.01	\$705,161
FY 23-24	3.70%	3.00%	\$12.37	\$12.37	\$726,298
FY 24-25	3.50%	3.36%	\$12.80	\$12.80	\$759,757
FY 25-26	3.02%	3.66%	\$13.27	\$13.27	\$787,654
FY 26-27	3.40%	3.40%	\$13.74	\$13.74	\$812,803

Note: Difference in the actual and applied CPI rate is due to truncation of the calculated maximum assessment rate.

PROPOSED FY 2026-27 BUDGET, SERVICES & IMPROVEMENTS

Summary of revenue and total cost	FY 2026-27	FY 2025-26
Revenue (all sources)	\$2,012,220	\$1,627,387
Costs:		
Services	\$1,952,003	\$1,567,170
Incidentals	\$60,217	\$60,217

Services to be performed by the Mosquito and Vector Management District this fiscal year include:

- Mosquito control
- Rodent inspections and source reduction
- Beekeeper referrals
- Enhanced Disease Surveillance
- Door-to door mosquito inspections
- Mosquitofish for backyard fish ponds
- Public education outreach

FINANCIAL IMPACT OF NON-NATIVE MOSQUITOES

As of the beginning of 2026, non-native *Aedes* species mosquitoes are present in 28 counties in California (up from 24 in 2025). In October 2020, one species, *Aedes aegypti*, was found in two Santa Barbara neighborhoods located approximately 3 miles apart from each other. However, the District has not found any *Ae. aegypti* in any surveillance traps, received any reports of this species nor collected any specimens from anywhere within Santa Barbara County since May 2021. It's possible this species may be present in the County at undetectable levels and/or in isolated locations. Even if these mosquitoes are not in our area currently, the possibility remains high they will be re-introduced.

An additional concern is that Dengue virus from the bite of local *Ae. aegypti* mosquitoes is occurring with increasing frequency in southern California. Illness caused by this virus can be severe and debilitating, even fatal, in some cases. The first two known infections occurred in 2024 in Pasadena and Long Beach and the total number of cases rose to 18 by the end of the year. Six more cases were documented in 2025. Even more worrisome is the fact that a sample of mosquitoes collected last fall in Sun Valley (near the Hollywood-Burbank Airport) tested positive for the presence of the Dengue virus. This proves the virus is now present in local populations of *Aedes aegypti*, which means more local Dengue infections are likely to occur.

The widespread presence of known vectors of Dengue virus throughout California and the presence of the virus in local populations of these mosquitoes poses a serious public health threat and greater potential for both the mosquito and virus to appear in Santa Barbara County.

As a consequence, the District will continue its surveillance to find this dangerous mosquito species and prevent it from becoming established and spreading in Santa Barbara County. Although this species created no significant financial impact in FY 2024-2025, a re-discovery of *Aedes aegypti* may have a significant financial impact if the District needs to allocate money and resources to either eradicate an infestation or slow its spread.

FINANCIAL IMPACT OF INCREASED LEGAL COSTS

A local environmental organization filed a complaint with the California Coastal Commission (CCC) alleging long-term negative impacts to environmentally-sensitive habitat areas in the Slough due to District activities. This resulted in the CCC

issuing a letter in April 2024 ordering the District to 1.) immediately stop using the District's amphibious Argo vehicle in the Slough; 2.) obtain a coastal development permit (CDP); 3.) conduct a survey for the Belding's Savannah Sparrow, an endangered bird species found only the Slough; and 4.) enlisting the services of a biological consultant to provide a qualitative assessment of any long-lasting damage to the Slough. The CCC letter was preceded by two massive public records requests submitted by a lawyer on behalf of the environmental organization.

The District's general legal counsel was heavily involved in the District's response to the letter and records requests by providing much needed advice, guidance, and support services. Additionally, environmental consultants have been enlisted to draft a comprehensive District Integrated Mosquito & Vector Management Plan, adding further expense to the District.

General legal counsel involvement with the Goleta Slough issues accounted for the majority of the \$153,287 in legal fees paid in FY 24-25 which was more than double the amount budgeted for the fiscal year and accounted for almost one third of the District's expenses for service and supplies. Legal fees and associated costs in FY 2025-2026 have surpassed \$350,000 and likely will end up being over \$400,000.

Legal expenses will again account for a significant amount of District expenditures in FY 26-27.

ADDITION TO DISTRICT STAFF

The District expects to fill a vacant management position, Operations Manager Biologist, within the next few months. The total costs in salary and benefits for this new hire are expected to be between \$160,000 to \$185,000.

SUMMARY

Fiscal Year 2026-2027 will be a challenging one in many aspects, with new staff, new vector threats, and the continuation of significant legal counsel services.

Respectfully submitted,

Brian Cabrera
General Manager

RESOLUTION NO. 26-03

**A RESOLUTION OF THE BOARD OF TRUSTEES OF THE MOSQUITO AND VECTOR
MANAGEMENT DISTRICT OF SANTA BARBARA COUNTY DECLARING INTENTION
TO CONTINUE ASSESSMENTS, ESTABLISHING A COST OF LIVING INCREASE,
PRELIMINARILY APPROVING THE ENGINEER'S REPORT,
AND PROVIDING NOTICE OF A PUBLIC HEARING
FOR FISCAL YEAR 2026-27
FOR SERVICE ZONE NO. 1**

WHEREAS: In the reorganization of this District and the Carpinteria Mosquito Abatement District (CMAD), it was ordered by the Santa Barbara County Local Agency Formation Commission and Board of Supervisors that CMAD be dissolved and its territory be annexed to this District, that this District then create two separate zones for purposes of levying assessments consisting of the territory of CMAD and of this District before the reorganization, respectively, and that the assessments of the said two prior districts continue in the reorganized district; and

WHEREAS: By Resolution 99-03 this District created Service Zone No. 1, consisting of the territory of this District prior to reorganization, and Service Zone No. 2, consisting of the territory of CMAD prior to its dissolution, and adopted the assessments levied by resolutions of the prior districts; and

WHEREAS: By Resolution 04-04 this District extended Service Zone No. 1 by adding territory, including the area of the City of Santa Barbara not previously a part of Service Zone No. 1 and certain unincorporated areas of south Santa Barbara County, to Service Zone No. 1 thereby making property in the extension area subject to the annual levy of said assessment; and

WHEREAS: By Resolution 96-01, which is incorporated herein by this reference, this District adopted a vector surveillance and control project for a zone of benefit encompassing the entire territory of the District as it then existed; and

WHEREAS: Said Resolution established an assessment of \$6.17 per benefit unit for the 1996-1997 fiscal year, as defined in the Staff Report on the Need for Implementing the Benefit Assessment Funding Mechanism Based on Land Use (the "Staff Report"), which is on file at the office of the District, and further established a schedule of assessments for various land uses within the District as it then existed for the 1996-1997 fiscal year; and

WHEREAS: Resolution 96-02 provides for an annual evaluation of the amount of the benefit unit assessment, the schedule of assessments by land use derived therefrom, and an annual increase in the

maximum assessment amounts based on the change in the Consumer Price Index not to exceed \$20.00 per benefit unit; and

WHEREAS: The District finds that it is necessary for the proper administration of the District to levy an increased rate of assessment for the 2026-27 fiscal year, after adjustment for the increase in the Consumer Price Index;

WHEREAS, an Engineer's Report ("Engineer's Report") has been prepared by SCI Consulting Group ("Assessment Engineer") and submitted to the Mosquito and Vector Management District of Santa Barbara County Board of Trustees ("Board"). The Report, which is available for public review at the District's office (2450 Lillie Avenue, Summerland, CA 93067), is hereby incorporated by reference. This Engineer's Report includes: (1) a description of the mosquito abatement and vector control Services to be funded with assessment proceeds; (2) an estimate of the annual cost of such Services; (3) a description of the assessable parcels of land within the District and proposed to be subject to the new assessment; (4) a description of the proportionate special and general benefits conferred on property by the proposed assessment; (5) a description of the boundaries of the District, and (6) a specification of the amount to be assessed upon various types of assessable land to fund the cost of the mosquito abatement and vector control services. This assessment shall be described as the "Service Zone 1 Assessment" (hereinafter the "Assessment") of the Mosquito and Vector Management District of Santa Barbara County.

NOW, THEREFORE, BE IT RESOLVED by the Board of Trustees of the Mosquito and Vector Management District of Santa Barbara County as follows:

1. An Engineer's Report by a registered professional engineer (the Engineer of Work) has been prepared in accordance with Article XIII D of the California Constitution and the California Government and Health and Safety Codes. The Engineer's Report has been made, filed with the Board and duly considered by the Board and is hereby deemed sufficient and preliminarily approved. The Engineer's Report shall stand as the Engineer's Report for all subsequent proceedings under and pursuant to the foregoing resolution.
2. This Board intends to continue and to collect annual assessments within the District to fund the cost of providing mosquito, vector and disease control services and the proposed projects and services set forth in the Engineer's Report. Within the District, the proposed projects, services and programs are generally described as surveillance, disease prevention, abatement, and control of vectors within the District boundaries. Such mosquito abatement, vector control and disease prevention projects and programs include, but are not limited to, source reduction, biological control, larvicide applications, adulticide applications, disease monitoring, public education, reporting, accountability, research and interagency cooperative activities, as well as capital costs,

maintenance, and operation expenses and incidental expenses (collectively “Services”). The cost of these Services also includes capital costs comprised of equipment, capital improvements and facilities necessary and incidental to the District’s mosquito and vector control program.

3. The Assessment consists of the lots and parcels shown on the assessment diagram of the Assessment, on file with the District Manager, and reference is hereby made to such diagram for further particulars.

4. Reference is hereby made to the Engineer’s Report for a full and detailed description of the proposed projects and services, the boundaries of the Assessment and the proposed assessments upon assessable lots and parcels of land within the Assessment.

5. The District hereby estimates that the amount of assessments necessary to provide vector surveillance and control in Service Zone No. 1 during the fiscal year 2026-27 is \$736,656, which is the estimated amount that will be raised by the foregoing assessments.

6. The District hereby proposes to continue and to collect assessments for Service Zone No. 1 for fiscal year 2026-27 in the amounts set forth below, which are computed by the methods established in the Staff Report. They are based on the assessment of \$13.74 per benefit unit, which is the proposed benefit unit assessment for fiscal year 2026-27. The assessments which are to be levied on all parcels of land within Service Zone No. 1 for the 2026-27 fiscal year, except land owned by governmental agencies or public utilities, are as follows:

LAND USE	PROPOSED ASSESSMENT
	FY 2026-27
VACANT	\$10.31
FARMLAND	\$10.31
SINGLE FAMILY RESIDENCE	\$13.74
APARTMENTS, 1-4 Units	\$17.18
APARTMENTS, 5 or More Units	\$20.61
COMMERCIAL	\$24.05
INDUSTRIAL	\$27.48
INSTITUTIONAL, RECREATIONAL	\$27.48

7. The assessments are proposed to be continued annually. In each subsequent year in which the assessments will be continued, an updated Engineer’s Report, including a proposed budget and assessment rate, shall be prepared. The updated Engineer’s Report shall be considered by the Board at a noticed public hearing. The updated Engineer’s Report shall serve as the basis for the continuation of the assessments.

8. The assessments include a provision for an annual increase by an amount equal to the annual change in the Consumer Price Index (All Urban Consumers-All Items, 1982-84 = 100) for Los Angeles-Riverside-Orange County CA. The assessment rate for Service Zone 1 for Fiscal Year 2025-26 was \$13.27 per single family equivalent benefit unit. The annual change in the CPI from March 2025 to March 2026 was 3.40%. The calculated maximum authorized assessment rate for Fiscal Year 2026-27 is \$13.74 per single family equivalent benefit unit. The estimate of cost and budget in the Engineer's Report justifies an assessment rate of \$13.74 and hence, proposes assessments for fiscal year 2026-27 at the rate of \$13.74 per single family equivalent benefit unit, which is the maximum authorized assessment rate.

9. A public hearing shall be held before this Board at room 21 of the Santa Barbara City College Wake Center Campus located at 300 N. Turnpike Rd., Santa Barbara 93111 as follows: on July 9, 2026 at the hour of 1:00 p.m. for the purpose of conducting a hearing and to consider all protests of property owners regarding the proposed Assessment and this Board's determination whether the public interest, convenience and necessity require the Services and this Board's final action upon the Engineer's Report and the continued assessments therein. In an effort to improve access to public information, residents may access meetings remotely. Members of the public who wish to observe the meeting and offer public comment should contact the Mosquito and Vector Management District of Santa Barbara County at 805-969-5050 or by email at info@mvmdistrict.org by 1:00 P.M. on July 9, 2026 to request the meeting access information.

10. The Secretary of the Board shall cause a notice of the hearing to be given by publishing a notice once, at least ten (10) days prior to the date of the hearing above specified, in the Santa Barbara Independent, which is a newspaper of general circulation in the Mosquito and Vector Management District of Santa Barbara County.

THE FOREGOING RESOLUTION WAS ADOPTED by the Board of Trustees of the Mosquito and Vector Management District of Santa Barbara County at a regular meeting thereof held on May 7, 2026 by the following vote:

Ayes:

Noes:

Abstain:

Absent:

President, Board of Trustees
Mosquito and Vector Management District of Santa Barbara County

Attest

Secretary to the Board of Trustees

RESOLUTION 26-04

**A RESOLUTION OF THE BOARD OF TRUSTEES OF THE MOSQUITO AND VECTOR
MANAGEMENT DISTRICT OF SANTA BARBARA COUNTY DECLARING INTENTION
TO CONTINUE ASSESSMENTS, ESTABLISHING A COST OF LIVING INCREASE,
PRELIMINARILY APPROVING THE ENGINEER'S REPORT,
AND PROVIDING NOTICE OF A PUBLIC HEARING
FOR FISCAL YEAR 2026-27
FOR SERVICE ZONE NO. 2**

WHEREAS: In the reorganization of this District and the Carpinteria Mosquito Abatement District (CMAD), it was ordered by the Santa Barbara County Local Agency Formation Commission and Board of Supervisors that CMAD be dissolved and its territory be annexed to this District, that this District then create two separate zones for purposes of levying assessments consisting of the territory of CMAD and of this District before the reorganization, respectively, and that the assessments of the said two prior districts continue in the reorganized district; and

WHEREAS: By Resolution 99-03 this District created Service Zone No. 1, consisting of the territory of this District prior to reorganization, and Service Zone No. 2, consisting of the territory of CMAD prior to its dissolution, and adopted the assessments levied by resolutions of the prior districts; and

WHEREAS: By Resolution 96-01, which is incorporated herein by this reference, the Board of Trustees of CMAD adopted an assessment scheme for annual levy of an assessment to pay for the cost of vector surveillance and control within the District; and

WHEREAS: Said Resolution established an assessment of \$7.91 per benefit unit for the 1996-1997 fiscal year, as defined in the Staff Report on the Need for Implementing the Service Charge Assessment Funding Mechanism Based on Land Use (the "Staff Report"), which is on file at the office of the District, established a maximum assessment of \$16.00 per benefit unit and further established a schedule of assessments for various land uses within the District for the 1996-1997 fiscal year; and

WHEREAS: Said CMAD Resolution 96-01 provides for an annual evaluation of the amount of the assessment per benefit unit and the schedule of assessments by land use derived therefrom, not to exceed \$16.00 per benefit unit; and

WHEREAS, an Engineer's Report ("Engineer's Report") has been prepared by SCI Consulting Group ("Assessment Engineer") and submitted to the Mosquito and Vector Management District of Santa Barbara County Board of Trustees ("Board"). The Report, which is available for public review at the District's office

(2450 Lillie Avenue, Summerland, CA 93067), is hereby incorporated by reference. This Engineer's Report includes: (1) a description of the mosquito abatement and vector control Services to be funded with assessment proceeds; (2) an estimate of the annual cost of such Services; (3) a description of the assessable parcels of land within the District and proposed to be subject to the new assessment; (4) a description of the proportionate special and general benefits conferred on property by the proposed assessment; (5) a description of the boundaries of the District, and (6) a specification of the amount to be assessed upon various types of assessable land to fund the cost of the mosquito abatement and vector control services. This assessment shall be described as the "Service Zone 2 Assessment" (hereinafter the "Assessment") of the Mosquito and Vector Management District of Santa Barbara County.

NOW, THEREFORE, BE IT RESOLVED by the Board of Trustees of the Mosquito and Vector Management District of Santa Barbara County as follows:

1. An Engineer's Report by a registered professional engineer (the Engineer of Work) has been prepared in accordance with Article XIII D of the California Constitution and the California Government and Health and Safety Codes. The Engineer's Report has been made, filed with the Board and duly considered by the Board and is hereby deemed sufficient and preliminarily approved. The Engineer's Report shall stand as the Engineer's Report for all subsequent proceedings under and pursuant to the foregoing resolution.
2. This Board intends to continue and to collect annual assessments within the District to fund the cost of providing mosquito, vector and disease control services and the proposed projects and services set forth in the Engineer's Report. Within the District, the proposed projects, services and programs are generally described as surveillance, disease prevention, abatement, and control of vectors within the District boundaries. Such mosquito abatement, vector control and disease prevention projects and programs include, but are not limited to, source reduction, biological control, larvicide applications, adulticide applications, disease monitoring, public education, reporting, accountability, research and interagency cooperative activities, as well as capital costs, maintenance, and operation expenses and incidental expenses (collectively "Services"). The cost of these Services also includes capital costs comprised of equipment, capital improvements and facilities necessary and incidental to the District's mosquito and vector control program.
3. The Assessment consists of the lots and parcels shown on the assessment diagram of the Assessment, on file with the General Manager, and reference is hereby made to such diagram for further particulars.

4. Reference is hereby made to the Engineer’s Report for a full and detailed description of the proposed projects and services, the boundaries of the Assessment and the proposed assessments upon assessable lots and parcels of land within the Assessment.

5. The District hereby estimates that the amount of assessments necessary to provide vector surveillance and control in Service Zone No. 2 during the fiscal year 2026-27 is \$76,147, which is the estimated amount that will be raised by the foregoing assessments.

6. The District hereby proposes to continue and to collect assessments for Service Zone No. 2 for fiscal year 2026-27 in the amounts set forth below, which are computed by the methods established in the Staff Report. They are based on the assessment of \$13.74 per benefit unit, which is the proposed benefit unit assessment for fiscal year 2026-27. The assessments which are to be levied on all parcels of land within Service Zone No. 2 for the 2026-27 fiscal year, except land owned by governmental agencies or public utilities, are as follows:

LAND USE	PROPOSED ASSESSMENT FY 2026-27
VACANT	\$10.31
FARMLAND	\$10.31
SINGLE FAMILY RESIDENCE	\$13.74
APARTMENTS, 1-4 Units	\$17.18
APARTMENTS, 5 or More Units	\$20.61
COMMERCIAL	\$24.05
INDUSTRIAL	\$27.48
INSTITUTIONAL, RECREATIONAL	\$27.48

7. The assessments are proposed to be continued annually. In each subsequent year in which the assessments will be continued, an updated Engineer’s Report, including a proposed budget and assessment rate, shall be prepared. The updated Engineer’s Report shall be considered by the Board at a noticed public hearing. The updated Engineer’s Report shall serve as the basis for the continuation of the assessments.

8. A public hearing shall be held before this Board at room 21 of the Santa Barbara City College Wake Center Campus located at 300 N. Turnpike Rd., Santa Barbara 93111 as follows: on July 9, 2026 at the hour of 1:00 p.m. for the purpose of conducting a hearing and to consider all protests of property owners regarding the proposed Assessment and this Board’s determination whether the public interest, convenience and necessity require the Services and this Board’s final action upon the Engineer’s Report and the continued assessments therein. In an effort to improve access to public information, residents may access meetings remotely. Members of the public who wish to observe the meeting and offer public comment should contact the Mosquito and Vector Management District of Santa Barbara County at 805-969-5050 or by email at info@mvmdistrict.org by 1:00 P.M.

on July 9, 2026 to request the meeting access information.

9. The Secretary of the Board shall cause a notice of the hearing to be given by publishing a notice once, at least ten (10) days prior to the date of the hearing above specified, in the Santa Barbara Independent, which is a newspaper of general circulation in the Mosquito and Vector Management District of Santa Barbara County.

THE FOREGOING RESOLUTION WAS ADOPTED by the Board of Trustees of the Mosquito and Vector Management District of Santa Barbara County at a regular meeting thereof held on May 7, 2026, by the following vote:

Ayes:

Noes:

Abstain:

Absent:

President, Board of Trustees
Mosquito and Vector Management District of Santa Barbara County

Attest

Secretary to the Board of Trustees

FY 2026-27

MOSQUITO & VECTOR MANAGEMENT DISTRICT OF SANTA BARBARA COUNTY

Service Zone No. 1 and Service Zone No. 2 Assessment
April 2026

Engineer's Report



Engineer of Work:

SCI Consulting Group

Public Finance Consulting Services

4745 Mangels Boulevard
Fairfield, California 94534

707.430.4300

www.sci-cg.com

Pursuant to the Government Code, Health and Safety Code and Article XIID of the California Constitution

Mosquito and Vector Management District of Santa Barbara County

Board of Trustees

Danica Taber, President

Joe Franken, Vice-President

Russel Dahlquist, Secretary

Teri Jory, Member

Robert Williams, Member

Barbara Silver, Member

Vacant Seat

Vacant Seat

General Manager

Brian Cabrera

District Legal Counsel

Brownstein, Hyatt, Farber, Schreck

Engineer of Work

SCI Consulting Group

Lead Assessment Engineer, John Bliss, P.E.

Table of Contents

Introduction	1
Assessment Background.....	1
Assessment Process.....	2
Engineer’s Report and Continuation of Assessments	3
District Overview	3
Legal Analysis.....	5
Compliance with Current Law	7
General Description of the District and Services	9
About the District	9
Summary of Services	10
Introduction to Surveillance and Monitoring.....	12
Introduction to Treatment and Control	13
Larval Mosquito Control Program.....	14
Adult Mosquito Control Program.....	14
Estimate of Cost	16
Method of Assessment	18
Discussion of Benefit	18
Mosquito Control Is a Special Benefit to Properties	20
Benefit Factors	21
Benefit Finding	26
General vs. Special Benefit	26
Calculating General Benefit.....	28
Zones of Benefit	32
Method of Assessment.....	33
Assessment Apportionment.....	35
Duration of Assessment	38
Appeals and Interpretation	39
Assessment	40
Appendices	43
Appendix A – Assessment Diagram.....	44
Appendix B – Assessment Roll, FY 2026-27.....	46

List of Figures

Figure 1 – Summary Cost Estimate, FY 2026-27	17
Figure 2 – Summary Cost Estimate, FY 2026-27	40

Introduction

Assessment Background

Since the early 1990's, the Mosquito and Vector Management District of Santa Barbara County ("District") has been responsible for Enhanced Vector Control Services for the City of Goleta, the City of Santa Barbara Municipal Airport, and most of the unincorporated territory of the Goleta Valley including the communities of Hope Ranch, and Isla Vista, which are all included in Service Zone No. 1 (Goleta area) & Service Zone No. 2 (Carpinteria area), including the City of Carpinteria and the Carpinteria Valley.

In order to allow property owners to ultimately decide whether the District should extend its Service Zone No. 1 to include the unincorporated areas of Montecito, Mission Canyon, Summerland, Hidden Valley, and the Goleta and Carpinteria Foothills in southern Santa Barbara County as well as to the non-serviced portions of the City of Santa Barbara, the Board, on January 29, 2004, authorized the initiation of proceedings for a benefit assessment. This new area is referred to as the "Service Zone No. 1 Extension 1" or the "Extension Areas." The "Extension Areas" were narrowly drawn to include sections of Santa Barbara County not previously within the District boundaries. The Extension Areas included only properties that, upon approval of the assessment, may request and receive direct service, that are located within the scope of the vector surveillance area, that are located within flying or traveling distance of mosquitoes from potential vector sources monitored by the District, and that will benefit from a reduction in the amount of mosquitoes and vectors reaching and impacting the property and its residents as a result of the vector surveillance and control. The Assessment Diagram included in this report shows the boundaries of the Extension Areas.¹

¹ . Note that the assessment area boundaries have been drawn narrowly to include lands and property in the more populated areas of the County that previously did not receive mosquito control and vector-borne disease prevention services. Other lands in Santa Barbara County that mainly are in the northern and western portions of the County were not included because these excluded areas have a very low population and consequently would receive lower benefit to property from mosquito and disease prevention services.

Assessment Process

In February through April of 2004, the District conducted an assessment ballot proceeding pursuant to the requirements of Article XIID of the California Constitution ("The Taxpayer's Right to Vote on Taxes Act") and the Government Code to provide funding for mosquito control services in the Extension Areas. During this ballot proceeding, owners of property in the District were provided with a notice and ballot for the proposed special assessment. A 45-day period was provided for balloting and a public hearing was conducted on April 12, 2004.

To allow for tabulation of ballots, a continuation of the public hearing was held on May 13, 2004, at which it was determined that 65.1% of the weighted ballots returned were in support of the assessment. Since the assessment ballots submitted in opposition to the proposed assessments did not exceed the assessment ballots submitted in favor of the assessments (with each ballot weighted by the proportional financial obligation of the property for which ballot was submitted), the District gained the authority to approve the levy of the assessments for fiscal year 2004-05 and to continue to levy them in future years. The Board took action, by Resolution No. 04-05, on May 13, 2004, to approve the levy of the assessments. The "Extension Areas" are now part of Service Zone 1. Service Zone 1 and Service Zone 2 are herewith referred to collectively as the "Service Areas" or the "Service Zones."

Prior to the assessment ballot proceeding, neither the District, nor any other public agency, provided mosquito control and vector-borne disease protection and prevention services in the populated areas in Santa Barbara County that were outside of the District's jurisdictional boundaries (the "Extension Areas.") In other words, the "baseline" level of services in Santa Barbara County (in the areas that were outside the District's boundaries) was essentially zero.

Engineer's Report and Continuation of Assessments

This Engineer's Report ("Report") was prepared by SCI Consulting Group to describe the vector control services to be funded by the proposed 2026-27 assessment, to establish the estimated costs for the continued mosquito, vector, disease surveillance and control services, supplies, equipment, facilities and related costs, determine the special benefits and general benefits received by property within the Service Zones from the services by the District, and to apportion the assessments to lots and parcels within the District's Service Areas based on the estimated special benefit each parcel receives from the services funded by the benefit assessment. If the Board approves this Engineer's Report and the continuation of assessments it establishes for fiscal year 2026-27, the assessments will be submitted to the County Auditor for inclusion on the property tax rolls for fiscal year 2026-27. The assessments for Service Zone 1 may be continued in future years and may be increased in future years by an annual adjustment tied to the Consumer Price Index for the Los Angeles-Riverside-Orange County Area, with a maximum annual assessment rate not to exceed \$20.00 per benefit unit, as established by Resolution 96-01 by the District Board of Trustees of the Goleta Valley Vector Control District in May, 1996. The assessment for Service Zone 2 is not subject to a CPI limitation. However, the maximum assessment rate may not exceed \$16.00 per benefit unit, as established by Resolution 96-01 by the District Board of Trustees of the Carpinteria Mosquito Abatement District in June, 1996. The procedures for continuation of the assessments in future years commence with the creation of a budget for the upcoming fiscal year's costs and services, an updated assessment roll listing all parcels and their proposed assessments for the upcoming fiscal year and the preparation of an updated Engineer's Report. After these documents are prepared and submitted, they could be reviewed and preliminarily approved by the District Board of Trustees at a public meeting. At this meeting, the Board could also call for the publication in a local newspaper of the intent to continue the assessment and set the date for a noticed public hearing. At the annual public hearing, members of the public may provide input to the Board prior to the Board's decision on continuing the services and assessments for the next fiscal year.

District Overview

Previously known as the Santa Barbara Coastal Vector Control District, in 2006 the District adopted its new name of "Mosquito and Vector Management District of Santa Barbara County" ("District") and shall be referred to as such throughout the remainder of this Report.

As used within this Report, the following terms are defined:

"Vector" means any animal capable of transmitting the causative agent of human disease or capable of producing human discomfort or injury, including, but not limited to, mosquitoes, flies, mites, ticks, other arthropods, and small mammals and other vertebrates (Health and Safety Code Section 2002(k)).

“Vector Control” shall mean any system of public improvements or services that is intended to provide for the surveillance, prevention, abatement, and control of vectors as defined in subdivision (k) of Section 2002 of the Health and Safety Code and a pest as defined in Section 5006 of the Food and Agricultural Code (Government Code Section 53750(l)).

Services are primarily funded by Ad Valorem property taxes and a benefit assessment paid by the property owners in the Service Zones. The District provides basic services including public information service and basic disease surveillance service throughout the District, and it provides Enhanced Vector Control Service in the Service Zones.

The following is an outline of the primary services that are provided to property within the Service Zone boundaries:

- Mosquito control
- Rodent inspections and source reduction
- Bee Inspections
- Enhanced Disease Surveillance
- Door-to door mosquito inspections
- Mosquitofish for backyard fish ponds
- Public education outreach

The District is controlled by the Mosquito Abatement and Vector Control District Law of the State of California (the “Act”). Following are excerpts from the Mosquito Abatement and Vector Control District Law of 2002, codified in the Health and Safety Code, Section 2000, et. seq. which serve to summarize the State Legislature’s findings and intent with regard to mosquito abatement and other vector control services:

2001. (a) The Legislature finds and declares all of the following:

(1) California's climate and topography support a wide diversity of biological organisms.

(2) Most of these organisms are beneficial, but some are vectors of human disease pathogens or directly cause other human diseases such as hypersensitivity, envenomization, and secondary infections.

(3) Some of these diseases, such as mosquitoborne viral encephalitis, can be fatal, especially in children and older individuals.

(4) California's connections to the wider national and international economies increase the transport of vectors and pathogens.

(5) Invasions of the United States by vectors such as the Asian tiger mosquito and by pathogens such as the West Nile virus underscore the vulnerability of humans to uncontrolled vectors and pathogens.

(b) The Legislature further finds and declares:

(1) Individual protection against the vectorborne diseases is only partially effective.

(2) Adequate protection of human health against vectorborne diseases is best achieved by organized public programs.

(3) The protection of Californians and their communities against the discomforts and economic effects of vectorborne diseases is an essential public service that is vital to public health, safety, and welfare.

(4) Since 1915, mosquito abatement and vector control districts have protected Californians and their communities against the threats of vectorborne diseases.

(c) In enacting this chapter, it is the intent of the Legislature to create and continue a broad statutory authority for a class of special districts with the power to conduct effective programs for the surveillance, prevention, abatement, and control of mosquitoes and other vectors.

(d) It is also the intent of the Legislature that mosquito abatement and vector control districts cooperate with other public agencies to protect the public health, safety, and welfare. Further, the Legislature encourages local communities and local officials to adapt the powers and procedures provided by this chapter to meet the diversity of their own local circumstances and responsibilities.

Further, the Health and Safety Code, Section 2082 specifically authorizes the creation of benefit assessments for vector control, as follows:

(a) A district may levy special benefit assessments consistent with the requirements of Article XIID of the California Constitution to finance vector control projects and programs.

Legal Analysis

Proposition 218

The Service Zone 1 Extension 1 assessment was formed consistent with Proposition 218, The Right to Vote on Taxes Act, which was approved by the voters of California on November 6, 1996, and is now Article XIIC and XIID of the California Constitution. Proposition 218 provides for benefit assessments to be levied to fund the cost of providing services, improvements, as well as maintenance and operation expenses to a public improvement which benefits the assessed property.

(The Service Zone 1 and Service Zone 2 assessments were formed prior to the passage of Proposition 218. Proposition 218 provides for benefit assessments to be levied to fund the cost of providing services, improvements, as well as maintenance and operation expenses to a public improvement which benefits the assessed property.) Although these assessments are consistent with Proposition 218, the California judiciary has generally referred to pre-Proposition 218 assessments as “grandfathered assessments” and held them to a lower standard than post Proposition 218 assessments.)

Proposition 218 describes a number of important requirements, including a property-owner balloting, for the formation and continuation of assessments, and these requirements are satisfied by the process used to establish this assessment. When Proposition 218 was initially approved in 1996, it allowed for certain types of assessments to be “grandfathered” in, and these were exempted from the property-owner balloting requirement.

Beginning July 1, 1997, all existing, new, or increased assessments shall comply with this article. Notwithstanding the foregoing, the following assessments existing on the effective date of this article shall be exempt from the procedures and approval process set forth in Section 4:

(a) Any assessment imposed exclusively to finance the capital costs or maintenance and operation expenses for sidewalks, streets, sewers, water, flood control, drainage systems or vector control.

Vector control was specifically “grandfathered in,” underscoring the fact that the drafters of Proposition 218 and the voters who approved it were satisfied that funding for vector control is an appropriate use of benefit assessments, and therefore confers special benefit to property.

Silicon Valley Taxpayers Association, Inc. v Santa Clara County Open Space Authority

In July of 2008, the California Supreme Court issued its ruling on the Silicon Valley Taxpayers Association, Inc. v. Santa Clara County Open Space Authority (“SVTA vs. SCCOSA”). This ruling is the most significant court case in further legally clarifying the substantive assessment requirements of Proposition 218. Several of the most important elements of the ruling included further emphasis that:

- Benefit assessments are for special benefits to property, not general benefits²
- The services and/or improvements funded by assessments must be clearly defined
- Special benefits are directly received by and provide a direct advantage to property in the assessment district

This Engineer’s Report, and the process used to establish this assessment are consistent with the SVTA vs. SCCOSA decision.

² Article XIII D, § 2, subdivision (d) of the California Constitution states defines “district” as “an area determined by an agency to contain all parcels which will receive a special benefit from the proposed public improvement or property-related service.”

Dahms v. Downtown Pomona Property

On June 8, 2009, the 4th Court of Appeal amended its original opinion upholding a benefit assessment for property in the downtown area of the City of Pomona. On July 22, 2009, the California Supreme Court denied review. On this date, Dahms became good law and binding precedent for assessments. In Dahms the Court upheld an assessment that was 100% special benefit (i.e. 0% general benefit) on the rationale that the services and improvements funded by the assessments were directly provided to property in the assessment district. The Court also upheld discounts and exemptions from the assessment for certain properties.

Bonander v. Town of Tiburon

On December 31, 2009, the 1st District Court of Appeal overturned a benefit assessment approved by property owners to pay for placing overhead utility lines underground in an area of the Town of Tiburon. The Court invalidated the assessments on the grounds that the assessments had been apportioned to assessed property based on in part on relative costs within sub-areas of the assessment district instead of proportional special benefits.

Beutz v. County of Riverside

On May 26, 2010 the 4th District Court of Appeals issued a decision on the Steven Beutz v. County of Riverside (“Beutz”) appeal. This decision overturned an assessment for park maintenance in Wildomar, California, primarily because the general benefits associated with improvements and services was not explicitly calculated, quantified and separated from the special benefits.

Golden Hill Neighborhood Association v. City of San Diego

On September 22, 2011, the San Diego Court of Appeal issued a decision on the Golden Hill Neighborhood Association v. City of San Diego appeal. This decision overturned an assessment for street and landscaping maintenance in the Greater Golden Hill neighborhood of San Diego, California. The court described two primary reasons for its decision. First, like in *Beutz*, the court found the general benefits associated with services were not explicitly calculated, quantified and separated from the special benefits. Second, the court found that the City had failed to record the basis for the assessment on its own parcels.

Compliance with Current Law

This Engineer’s Report is consistent with the requirements of Article XIIC and XIID of the California Constitution and with the *SVTA* decision because the Services to be funded are clearly defined; the Services are available to and will be directly provided to all benefiting property in the Assessment District; and the Services provide a direct advantage to property in the Assessment District that would not be received in absence of the Assessments.

This Engineer's Report is consistent with *Beutz*, *Dahms* and *Greater Golden Hill* because the Services will directly benefit property in the Assessment District and the general benefits have been explicitly calculated and quantified and excluded from the assessments. Moreover, while *Dahms* could be used as the basis for a finding of 0% general benefits, this Engineer's Report establishes a more conservative measure of general benefits.

The Engineer's Report is consistent with *Bonander* because the Assessments have been apportioned based on the overall cost of the Services and proportional special benefit to each property. Finally, the Assessments are consistent with *Beutz* because the general benefits have been explicitly calculated and quantified and excluded from the Assessments.

General Description of the District and Services

About the District

The Mosquito and Vector Management District of Santa Barbara County (“District”) is an independent special district (not part of the County or any city) that protects the usefulness, utility, desirability and livability of property and the inhabitants of property within its jurisdictional area by controlling and monitoring disease-carrying insects and other vectors such as mosquitoes and stinging insects, and inspections and source reductions of rodents such as roof rats. In addition, the District regularly tests for diseases carried by these vectors and educates the public about how to protect themselves from such diseases.

The Santa Barbara Coastal Vector Control District was originally formed in 1959 as the Goleta Valley Mosquito Abatement District, initially encompassing about 15 square miles. In 1998 the name of the District was changed to “Santa Barbara Coastal Vector Control District.” In 1999, the District annexed the territory of the Carpinteria Mosquito Abatement District, which was dissolved. The District then created two special benefit zones. Service Zone No. 1 included the existing territory of the Santa Barbara Coastal Vector Control District and Service Zone No. 2 included the territory of the dissolved Carpinteria Mosquito Abatement District. In 2004, the District conducted a Proposition 218 compliant mailed ballot proceeding to annex the Service Zone No. 1 Extension Area into the Assessment District. In 2006, the District again changed its name to “Mosquito and Vector Management District of Santa Barbara County” to more accurately describe itself as a county-wide agency and to reflect the entire territory of the District.

Both districts had adopted special benefit assessments in 1996 to provide additional funding for vector control services because of the dramatic decreases in moneys available from property taxes and state subventions in prior years. These benefit assessments were carried over to land in the respective zones.

In addition to its mosquito abatement and vector control services, the District provides education programs on vectors and disease prevention at school and civic group meetings. The District maintains a website and distributes printed material and brochures that describe what property owners and residents can do to keep their homes and property free of rats, mosquitoes, and other pests.

Summary of Services

The purpose of the District is to provide vector surveillance, prevention, abatement, and control services to properties in the District to ensure protection of property owners and residents from vector annoyance and vector-borne diseases, such as St. Louis Encephalitis, Western Equine Encephalitis, West Nile Virus, Malaria, Lyme Disease, Hanta Virus Pulmonary Syndrome, and Sylvatic Plague. (A vector, as defined by the Act, is any animal capable of transmitting the causative agent of human disease or capable of producing human discomfort or injury). To fulfill this purpose, the Board may take any and all necessary or proper steps for the control of mosquitoes, flies, or other vectors, and inspection and source reduction of rodents, either in the District or in territory that is located outside of the District from which mosquitoes, flies, rodents, or other vectors and vector-borne disease may enter the District.

Specifically, the assessments provide funding for projects and programs for the surveillance, prevention, abatement, and control of vectors for the benefit of the lands in the Service Zones. Such mosquito abatement and vector control projects and programs include, but are not limited to, source reduction, larvicide and adulticide applications, disease monitoring, public education, reporting, accountability, research and interagency cooperative activities, as well as capital costs, maintenance and operation expenses (collectively "Services"). The cost of these services also includes capital costs comprised of equipment, capital improvements and facilities necessary and incidental to vector control programs. Currently, the District provides basic surveillance service and public information service in all areas of the District, as well as Enhanced Vector Control Service in the Service Zones.

Following are the Services, and resulting level of service, for properties in the Service Zones of the Assessment District. These Services are over and above the baseline level of service in place prior to the assessment. In Service Zone 1 and Service Zone 2, the baseline level of service was the level of service funded by the ad valorem property taxes, prior to the adoption of the assessments in 1996. In the Extension Areas, the baseline level of service was effectively zero, because no services were provided prior to the annexation to the Assessment District in 2004. The formula below describes the relationship between the final level of service, the previous baseline level of service, and the enhanced level of service funded by the assessment.

$$\text{Final Level of Service} = \text{Baseline Level of Service} + \text{Enhanced Level of Service}$$

In this case, the baseline level of service is nil, and the final level of service is precisely the enhanced level of service funded by the assessment.

The Services are further defined as follows:

- Response to mosquito problems as well as other pestiferous or disease carrying organisms in properties in the Assessment District, including responding to service call requests by property owners in the Assessment District.
- Control of mosquito larvae in catch basins, ditches, drain lines, vaults, wastewater treatment plants, under buildings, residences, horse troughs, freshwater marshes, salt marshes, creeks and other sources on all assessed properties in the Assessment District.
- Monitoring of Hanta Virus-bearing rodents, and other harmful vectors, such as Wood Rats, Deer Mice, Harvest mice, and Meadow Voles, through property inspection, harborage and home entry point identification, advice for exclusion and recommendations for removal of attractants at properties in the Assessment District, as well as public education,.
- Survey and data analysis of mosquito larvae populations to assess public health risks and allocate control efforts.
- Monitoring of mosquito populations in the Assessment District using various generally accepted scientific methods.
- Testing and monitoring for diseases carried and transmitted by mosquitoes and other arthropods in the Assessment District, such as Encephalitis, Malaria, Dog Heartworm, and West Nile Virus.
- Collection of mosquito that are then pooled for virus testing, and blood analytical studies for State and local agencies.
- Testing of new insecticide materials and investigation of their efficacy.
- Survey and identification of arthropod-borne diseases such as Lyme disease, Hanta Virus and plague found in parks, trails, and other locations frequented by the public in the Assessment District.
- Inspections and advice for property owners who have reported bee swarm behavior or the presence of hives, in addition to providing contact information to private bee keepers for live removal of nuisance bees.
- Monitoring and/or control of other nuisance and potentially hazardous organisms and vectors in properties in the Assessment District, as directed by policy established by the Board of Trustees. (Only vectors found outside of structures will be monitored and controlled.)
- Education of property owners and residents about the risks of diseases carried by insects and small mammals and how to better protect themselves and their pets.
- Monitoring of new and emerging vectors such as the Yellow Fever and Asian Tiger Mosquitoes at entry points in the Assessment District.
- Testing for and control of new and emerging vectors and the pathogens they carry in the Assessment District.

Introduction to Surveillance and Monitoring

Mosquitoes and other vectors most often are produced in areas of standing water including catch basins, vaults, wastewater treatment plants, water under buildings, horse troughs, pools, ponds, gutters, flood control devices, freshwater and saltwater marshes and wetlands as well as organic waste and debris.

The District performs surveillance of adult mosquitoes and surveillance of other vectors on properties in the Assessment District in order to discover new sites of larval development, allocation of control efforts, level of public health risk, population densities, and species composition. The District primarily uses Carbon Dioxide, Sentinel, In2Care, and Gravid traps for this surveillance. Through these efforts, the District has successfully identified and controlled new strains of vector-borne disease. For example, through the disease surveillance efforts carried out by the District, a new strain of Hantavirus was detected in the Isla Vista area, appropriately called the “Isla Vista” strain. In another case, the District analyzed several swarms of Honey Bees found in outdoor trash containers located in a Goleta apartment complex. The District’s genetic confirmation found that the Honey Bees were “Africanized.” As a result, the State officially declared the majority of Santa Barbara County to be “colonized.”

Additionally, the District monitors vector-borne diseases in efforts to prevent human cases. Three pathogenic mosquito-borne Encephalitis viruses occur in California: Western Equine Encephalitis, St. Louis Encephalitis and West Nile virus. All three are carried in birds and can be transferred to horses or humans through the bite of an infected mosquito. There is neither specific cure nor vaccine for these diseases so the District regularly traps for adult mosquitoes and has them tested for viruses. Malaria, Lyme Disease, and small mammal-borne diseases such as Plague, Hanta Virus and Arena Virus are also monitored.

Larval Mosquito Surveillance Program

The District will identify any medically important arthropod submitted by property owners, businesses or residents in the Service Zone Areas. Laboratory staff will provide information on its biology, public health significance and control.

All mosquito production sites located in the Service Zones will be added to a detailed catalog mapping, tracking and monitoring system of sources and placed on a schedule to be checked regularly and treated as needed.

Property owners, businesses or residents can call the District when experiencing problems with mosquitoes on their property. A mosquito control technician will thereafter survey and treat the source, as appropriate.

Adult Mosquito Surveillance Program

Laboratory personnel will monitor populations to assess the level of public health risk and effectiveness of control measures.

Mosquito traps will be deployed on properties in the Service Zones as deemed appropriate by the District staff. Traps will be collected and their contents identified and counted. This information is maintained in a computerized database and used to track long-term trends in mosquito density.

West Nile Virus Surveillance Program

The District collects adult mosquitoes from properties in the Service Zones and submits them to various laboratories to test for West Nile and other Encephalitis viruses. Laboratory staff will collect mosquitoes from the Service Zones using specialized traps for this purpose. Mosquitoes must be collected alive, anesthetized, identified, and shipped on dry ice the same day.

The District participates in a statewide program to collect and test dead wild birds for West Nile Virus. Dead birds are picked up from properties in the Service Zones within 24 hours, throat swabs are taken from the carcasses and the swab samples are packaged and sent to the State Health Department for testing.

Introduction to Treatment and Control

Strategically, the District addresses vectors through a comprehensive approach, which is based upon effective prevention of vectors. The District controls mosquitoes through a program of integrated vector management (IVM). This program focuses on controlling mosquitoes in their larval stage, and preventing problems before the mosquito pupae hatch and have the ability to transmit diseases. Larval control has many benefits:

1. **Less toxic:** Often, mosquitofish and other environmentally safe approaches can be used. When needed, the bacterial agents or pesticides used to control the larval stage are much less toxic to the environment than those used in the past and are highly specific to mosquitoes.
2. **Less pesticides:** The bacterial agents or pesticides are applied to a smaller area than would be required for treatment of adult mosquitoes.
3. **Less disease:** Targeting immature mosquitoes kills them before they are capable of transmitting disease.

The end result is a program that protects public health, is more cost effective than other methods, and has low impact on the environment. The District used biorational materials such as VectoBac (*Bacillus thuringiensis israelensis*), and VectoLex (*B. sphaericus*). Also used are the products Altosid (methoprene) which is an insect growth regulator, and Natular (Spinosad). These materials have been shown to have minimal effects on non-target species and are regulated by the US EPA and the California Department of Pesticide Regulation. They are approved for use in aquatic habitats.

Larval Mosquito Control Program

Many different water sources exist on properties within the District, such as marshes, creeks, ponds, storm drain systems, and poorly maintained pools. Mosquitoes utilize these sources in their life cycle. Certain mosquitoes are of great concern in that they are capable of transmitting viral diseases, such as West Nile and encephalitis, to humans and horses.

Water sources found to be producing mosquitoes on properties in the Service Zones will be addressed using integrated vector management procedures involving appropriate physical, biological and chemical control. These inspection and control measures will be repeated on a routine schedule to manage the insect population.

The Mosquito and Vector Management District of Santa Barbara County will monitor pesticide resistance levels and determine the efficacy of available larvicides for local mosquito populations.

Mosquito fish are used to control immature mosquitoes on properties in various bodies of water, both large and small. For backyard sources such as ponds and pools, residents may obtain the fish at the District office.

The District will directly bill publicly owned or government owned parcels those costs which are deemed to result from inspection and control procedures performed by the District to manage mosquito production.

Adult Mosquito Control Program

In the event of virus recoveries or human cases of diseases transmitted by mosquitoes or other vectors in major metropolitan areas in the Service Zones, the District may institute widespread application of adulticide materials. In addition, an expanded and intensified larvicide program may be instituted to interrupt the transmission cycle and reduce the adult populations of vector species.

The Mosquito and Vector Management District of Santa Barbara County will monitor pesticide resistance levels and determine the efficacy of available adulticides for the suppression of local mosquito populations.

Any additional descriptions and plans for the services will be filed with the General Manager of the Mosquito and Vector Management District of Santa Barbara County, and are incorporated herein by reference.

Estimate of Cost

The estimated costs and revenues for the District for Fiscal Year 2026-27 are depicted on the following page.

Figure 1 – Summary Cost Estimate, FY 2026-27

MOSQUITO AND VECTOR MANAGEMENT DISTRICT OF SANTA BARBARA COUNTY			
Service Zone No. 1 and Service Zone No. 2 Assessments			
Estimate of Cost			
Fiscal Year 2026-27			
Beginning Fund Balance			\$1,156,105
Zone 2 Revenue			
Property Tax Revenue			\$209,498
Estimated Interest on Fund Balance			\$18,324
Intergovernmental Revenue			\$7,335
Subtotal			<u>\$235,157</u>
Zone 1 Revenue			
Property Tax Revenue			\$488,829
Estimated Interest on Fund Balance			\$42,756
Intergovernmental Revenue			\$17,115
Contract Revenue			\$166,500
Subtotal			<u>\$715,200</u>
Total Operating Revenue from General Fund			\$950,357
Vector Control Services and Related Expenditures			
Operations:			
Salaries & Employee Benefits			\$1,271,273
Communications			\$22,000
Insurance			\$28,000
Maintenance: Equipment, IT, Structures			\$89,000
Office & Household Expense			\$9,130
Utilities			\$5,500
Professional, Special Service & Administrative Costs			\$388,500
Subtotal - Operations			<u>\$1,813,403</u>
Services and Supplies:			
Clothing, Training, Education			\$11,400
Memberships			\$19,000
Travel & Fuel			\$19,800
Supplies			\$8,400
Pesticides			\$80,000
Subtotal - Services & Supplies			<u>\$138,600</u>
Fixed Assets - Equipment ¹			\$0
Subtotal - Vector Control Services and Related Expenditures			\$1,952,003
Incidental Costs			
County Collection and Levy Administration			\$55,217
Allowance for Contingencies ²			\$5,000
Subtotal - Incidental Costs			<u>\$60,217</u>
Total Vector Control Services and Incidental Expenses			<u>\$2,012,220</u>
Total Benefit of Improvements			
			\$2,012,220
SFE Units			59,156.00
Benefit Received per Single Family Equivalent Unit			\$34.02
Less: Beginning Fund Balance			
			(\$1,156,105)
Less: General Benefit Contribution From Other Sources			
			(\$1,199,417)
Total Vector Control Services and Incidental Expenses			<u>\$812,803</u>
(Net Amount to be Assessed)			
Budget Allocation to Property			
		Assessment	Total
Zone	Total SFE Units	per SFE	Assessment
1	53,614.00	\$13.74	\$736,656
2	5,542.00	\$13.74	\$76,147
Total Assessment			<u>\$812,803</u>

Notes

1. This amount is estimated for the future purchase of a truck.
2. This allowance is to account for any uncollectible assessments.

Method of Assessment

This section of the Report explains the benefits to be derived from the Services provided for property by the District, and the methodology used to apportion the total assessment to properties within the Service Zone No. 1 and Service Zone No. 2.

Service Zone No. 1 and Service Zone No. 2 consist of all Assessor Parcels within the boundaries of the Service Zones, as defined by the assessment diagram at Appendix A hereof. The assessments allow the District to continue providing its enhanced mosquito abatement, disease control and other Enhanced Vector Control Services throughout the Service Zones.

The method used for apportioning the assessment is based upon the proportional special benefits to be derived by the properties in the Service Zones over and above general benefits conferred on real property or to the public at large. Special benefit is calculated for each parcel in the Service Zones.

1. Identification of total benefit to the properties derived from the Services
2. Calculation of the proportion of these benefits that are special vs. general
3. Determination of the relative special benefit within different areas within the Service Zones
4. Determination of the relative special benefit per property type and property characteristic
5. Calculation of the specific assessment for each individual parcel based upon special vs. general benefit; location, property type and property characteristics

Discussion of Benefit

In summary, the assessments can only be levied based on the special benefit to property. This special benefit is received by property over and above any general benefits from the Services. With reference to the engineering requirements for property related assessments, under Proposition 218, an Engineer must determine and prepare a report evaluating the amount of special and general benefit received by property within the Service Zones as a result of the improvements or services provided by a local agency. The special benefit is to be determined in relation to the total cost to that local entity of providing the service and/or improvements.

Proposition 218 as described in Article XIII D of the California Constitution has confirmed that assessments must be based on the special benefit to property:

"No assessment shall be imposed on any parcel which exceeds the reasonable cost of the proportional special benefit conferred on that parcel."

The below benefit factors, when applied to property in the Service Zones, confer special benefits to property and ultimately improve the safety, utility, functionality and usability of property in the Service Zones. These are special benefits to property in the Service Zones in much the same way that storm drainage, sewer service, water service, sidewalks and paved streets enhance the utility and functionality of each parcel of property served by these improvements, providing them with more utility of use and making them safer and more usable for occupants.

It should also be noted that Proposition 218 includes a requirement that existing assessments in effect upon its effective date were required to be confirmed by either a majority vote of registered voters in the assessment area, or by weighted majority property owner approval using the new ballot proceeding requirements. However, certain assessments were excluded from these voter approval requirements. Of note is that in California Constitution Article XIID Section 5(a) this special exemption was granted to assessments for sidewalks, streets, sewers, water, flood control, drainage systems and vector control. The Howard Jarvis Taxpayers Association explained this exemption in their Statement of Drafter's Intent:

*"This is the "traditional purposes" exception. These existing assessments do not need property owner approval to continue. However, future assessments for these traditional purposes are covered."*³

Therefore, the drafters of Proposition 218 acknowledged that vector control assessments were a "traditional" and therefore acknowledged and accepted use.

Since all assessments existing before or after Proposition 218 must be based on special benefit to property, the drafters of Proposition 218 impliedly found that vector control services confer special benefit on property. Moreover, the statement of drafter's intent also acknowledges that any new or increased vector control assessments after the effective date of Proposition 218 would need to comply with the voter approval requirements it established. This is as an acknowledgement that additional assessments for such "traditional" purposes would be established after Proposition 218 was in effect. Therefore, the drafters of Proposition 218 clearly recognized vector assessments as a "traditional" use of assessments, acknowledged that new vector assessments may be formed after Proposition 218 and impliedly were satisfied that vector control services confer special benefit to properties.

³ Howard Jarvis Taxpayers Association, "Statement of Drafter's Intent", January 1997.

The Legislature also made a specific determination after Proposition 218 was enacted that vector control services constitute a proper subject for special assessment. Health and Safety Code section 2082, which was signed into law in 2002, provides that a district may levy special assessments consistent with the requirements of Article XIID of the California Constitution to finance vector control projects and programs. The intent of the Legislature to allow and authorize benefit assessments for vector control services after Proposition 218 is shown in the Assembly and Senate analysis of the Mosquito Abatement and Vector Control District Law where it states that the law:

Allows special benefit assessments to finance vector control projects and programs, consistent with Proposition 218.⁴

Therefore the State Legislature agreed that vector control services are a valuable and important public service that can be funded by benefit assessments. To be funded by assessments, vector control services must confer special benefit to property.

Mosquito Control Is a Special Benefit to Properties

As described below, this Engineer's Report concludes that mosquito control is a special benefit that provides direct advantages to property in the Service Zones. For example, the assessment provides for 1) surveillance throughout the Service Zones to measure and track the levels and sources of mosquitoes impacting property in the area and the people who live and work on the property, 2) mosquito and mosquito source control, treatment and abatement throughout the Service Zones such that all property in the area benefits from a comparable reduction of mosquito levels, 3) monitoring throughout the Service Zones to evaluate the effectiveness of District treatment and control and to ensure that all properties are receiving the equivalent level of mosquito reduction benefits, and 4) the properties in the Service Zones to be eligible for service requests which result in District staff directly visiting, inspecting and treating property. Moreover, the Services funded by the Assessments reduce the level of mosquitoes and vectors arriving at and negatively impacting properties within the Service Zones.

The following section, Benefit Factors, describes how the Services specially benefit properties in the Service Zones. These benefits are particular and distinct from its effect on property in general or the public at large.

⁴ Senate Bill 1588, Mosquito Abatement and Vector Control District Law, Legislative bill analysis

Benefit Factors

In order to allocate the assessments, the Engineer identified the types of special benefit arising from the services and that would be provided to property within the Service Zones. These types of special benefit are as follows:

Increased safety of property in the Service Zones.

The Assessments provide funding for year-round, proactive Services to control and abate mosquitoes and other vectors that otherwise would occupy properties throughout the Service Zones. Mosquitoes and other vectors are transmitters of diseases, so the reduction of mosquito populations makes property in the Service Zones safer for use and enjoyment. In absence of the assessments, these Services would not be provided, so the Services funded by the assessments make properties in the Service Zones safer, which is a distinct special benefit to property in the Service Zones.⁵ This is not a general benefit to property in the Service Zones or the public at large because the Services are tangible mosquito and disease control services that will be provided directly to the properties in the Service Zones and the Services are over and above what otherwise would be provided by the District or any other agency.

This finding was confirmed in 2003 by the State Legislature:

“Mosquitoes and other vectors, including but not limited to, ticks, Africanized honey bees, rats, fleas, and flies, continue to be a source of human suffering, illness, death, and a public nuisance in California and around the world. Adequately funded mosquito and vector control, monitoring and public awareness programs are the best way to prevent outbreaks of West Nile Virus and other diseases borne by mosquitoes and other vectors.”⁶

Also, the Legislature, in Health and Safety Code Section 2001, finds that:

“The protection of Californians and their communities against the discomforts and economic effects of vectorborne diseases is an essential public service that is vital to public health, safety, and welfare.”

Reductions in the risk of new diseases and infections on property in the Service Zones.

Mosquitoes have proven to be a major contributor to the spread of new diseases such as West Nile Virus, among others. A highly mobile population combined with migratory bird patterns can introduce new mosquito-borne diseases into previously unexposed areas.

⁵ . By reducing the risk of disease and increasing the safety of property, the proposed Services will materially increase the usefulness and desirability of certain properties in the Service Zones.

⁶ Assembly Concurrent Resolution 52, chaptered April 1, 2003

“Vector-borne diseases (including a number that are mosquito-borne) are a major public health problem internationally. In the United States, dengue and malaria are frequently brought back from tropical and subtropical countries by travelers or migrant laborers, and autochthonous transmission of malaria and dengue occasionally occurs. In 1998, 90 confirmed cases of dengue and 1,611 cases of malaria were reported in the USA and dengue transmission has occurred in Texas.”⁷

“During 2004, 40 states and the District of Columbia (DC) have reported 2,313 cases of human WNV illness to CDC through ArboNET. Of these, 737 (32%) cases were reported in California, 390 (17%) in Arizona, and 276 (12%) in Colorado. A total of 1,339 (59%) of the 2,282 cases for which such data were available occurred in males; the median age of patients was 52 years (range: 1 month--99 years). Date of illness onset ranged from April 23 to November 4; a total of 79 cases were fatal.”⁸ (According to the Centers for Disease Control and Prevention on January 19, 2004, a total of 2,470 human cases and 88 human fatalities from WNV have been confirmed).

The Services funded by the assessments help prevent, on a year-round basis, the presence of vector-borne diseases on property in the Service Zones. This is another tangible and direct special benefit to property in the Service Zones that would not be received in the absence of the assessments.

Reduced mosquito and vector populations on property and as a result, enhanced desirability, utility, usability and functionality of property in the Service Zones.

The assessments provide new and enhanced services for the control and abatement of nuisance and disease-carrying mosquitoes. These Services materially reduce the number of vectors on properties throughout the Service Zones. The lower mosquito and vector populations on property in the Service Zones is a direct advantage to property that serve to increase the desirability and “usability” of property. Clearly, properties are more desirable and usable in areas with lower mosquito populations and with a reduced risk of vector-borne disease. This is a special benefit to residential, commercial, agricultural, industrial and other types of properties because all such properties directly benefit from reduced mosquito and vector populations and properties with lower vector populations are more usable, functional and desirable.

⁷ Rose, Robert. (2001). Pesticides and Public Health: Integrated Methods of Mosquito Management. Emerging Infectious Diseases. Vol. 7(1); 17-23.

⁸ Center for Disease Control. (2004). West Nile Virus Activity --- United States, November 9--16, 2004. Morbidity and Mortality Weekly Report. 53(45); 1071-1072.

Excessive mosquitoes and other vectors in the area can materially diminish the utility and usability of property. For example, prior to the commencement of mosquito control and abatement services, properties in many areas in the State were considered to be nearly uninhabitable during the times of year when the mosquito populations were high.⁹ The prevention or reduction of such diminished utility and usability of property caused by mosquitoes is a clear and direct advantage and special benefit to property in the Service Zones.

The State Legislature made the following finding on this issue:

“Excess numbers of mosquitoes and other vectors spread diseases of humans, livestock, and wildlife, reduce enjoyment of outdoor living spaces, both public and private, reduce property values, hinder outdoor work, reduce livestock productivity; and mosquitoes and other vectors can disperse or be transported long distances from their sources and are, therefore, a health risk and a public nuisance; and professional mosquito and vector control based on scientific research has made great advances in reducing mosquito and vector populations and the diseases they transmit.”¹⁰

Protection of economic activity on property in the Service Zones.

As recently demonstrated by the SARS outbreak in China and outbreaks of Avian Flu, outbreaks of pathogens can materially and negatively impact economic activity in the affected area. Such outbreaks and other public health threats can have a drastic negative effect on tourism, business and residential activities in the affected area. The assessments help to prevent the likelihood of such outbreaks in the Service Zones.

Mosquitoes hinder, annoy and harm residents, guests, visitors, farm workers, and employees. A vector-borne disease outbreak and other related public health threats would have a drastic negative effect on agricultural, business and residential activities in the Service Zones.

The economic impact of diseases is well documented. According to a study prepared for the Centers for Disease Control and Prevention, economic losses due to the transmission of West Nile Virus in Louisiana was estimated to cost over \$20 million over approximately one year:

The estimated cost of the Louisiana epidemic was \$20.1 million from June 2002 to February 2003, including a \$10.9 million cost of illness (\$4.4 million medical and \$6.5

⁹ Prior to the commencement of modern mosquito control services, areas in the State of California such as the San Mateo Peninsula, Napa County and areas in Marin and Sonoma Counties had such high mosquito populations that they were considered to be nearly unlivable during certain times of the year and were largely used for part-time vacation cottages that were occupied primarily during the months when the natural mosquito populations were lower.

¹⁰ Assembly Concurrent Resolution 52, chaptered April 1, 2003

*million nonmedical costs) and a \$9.2 million cost of public health response. These data indicate a substantial short-term cost of the WNV disease epidemic in Louisiana.*¹¹

Moreover, a study conducted in 1996-97 of La Crosse Encephalitis (LACE), a human illness caused by a mosquito-transmitted virus, found a lifetime cost per human case at \$48,000 to \$3,000,000 and found that the disease significantly impacted life spans of those who were infected. Following is a quote from the study which references the importance and value of active vector control services of the type that would be funded by the assessments:

*The socioeconomic burden resulting from LACE is substantial, which highlights the importance of the illness in western North Carolina, as well as the need for active surveillance, reporting, and prevention programs for the infection.*¹²

The Services funded by the assessments help to prevent the likelihood of such outbreaks on property in the Service Zones and reduce the harm to economic activity on property caused by existing mosquito populations. This is another direct advantage in the Service Zones that would not be received in absence of the assessments.

Protection of the Service Zones' agriculture, tourism, and business industries.

The agriculture, tourism and business industries in the Service Zones benefit from reduced levels of harmful or nuisance mosquitoes and other vectors. Conversely, any outbreaks of emerging vectorborne pathogens such as West Nile Virus could also materially negatively affect these industries. Diseases transmitted by mosquitoes and other vectors can adversely impact business and recreational functions.

*A study prepared for the United States Department of Agriculture in 2003 found that over 1,400 horses died from West Nile Virus in Colorado and Nebraska and that these fatal disease cases created over \$1.2 million in costs and lost revenues. In addition, horse owners in these two states spent over \$2.75 million to vaccinate their horses for this disease. The study states that "Clearly, WNV has had a marked impact on the Colorado and Nebraska equine industry."*¹³

¹¹ Zohrabian A, Meltzer MI, Ratard R, Billah K, Molinari NA, Roy K, et al. West Nile Virus economic impact, Louisiana, 2002. Emerging Infectious Disease, 2004 Oct. Available from <http://www.cdc.gov/ncidod/EID/vol10no10/03-0925.htm>

¹² Utz, J. Todd, Apperson, Charles S., Maccormack, J. Newton, Salyers, Martha, Dietz, E. Jacquelin, Mcpherson, J. Todd, Economic And Social Impacts Of La Crosse Encephalitis In Western North Carolina, Am J Trop Med Hyg 2003 69: 509-518

¹³ S. Geiser, A. Seitzinger, P. Salazar, J. Traub-Dargatz, P. Morley, M. Salman, D. Wilmot, D. Steffen, W. Cunningham, Economic Impact of West Nile Virus on the Colorado and Nebraska Equine Industries: 2002, April 2003, Available from http://www.aphis.usda.gov/vs/ceah/cnahs/nahms/equine/wnv2002_CO_NB.pdf

Pesticides for mosquito control impart economic benefits to agriculture in general. Anecdotal reports from farmers and ranchers indicate that cattle, if left unprotected, can be exsanguinated by mosquitoes, especially in Florida and other southeast coastal areas. Dairy cattle produce less milk when bitten frequently by mosquitoes ¹⁴

The assessments serve to protect the businesses and industries in the Service Zones. This is a direct advantage and special benefit to property in the Service Zones.

Reduced risk of nuisance and liability on property in the Service Zones.

In addition to health related factors, uncontrolled mosquito and vector populations create a nuisance for residents, employees, customers, tourists, farm workers and guests in the Service Zones. Properties in the Service Zones benefit from the reduced nuisance factor that is created by the Services. Agricultural and rangeland properties also benefit from the reduced nuisance factor and harm to horses, livestock and employees from lower mosquito and vector populations.

Agricultural, range, golf course, cemetery, open space and other such lands in the Service Zones contain large areas of mosquito and vector habitat and are therefore a significant source of mosquito and vector populations. In addition, residential and business properties in the Service Zones can also contain significant sources.¹⁵ It is conceivable that sources of mosquitoes could be held liable for the transmission of diseases or other harm. For example, in August 2004, the City of Los Angeles approved new fines of up to \$1,000 per day for property owners who don't remove standing water sources of mosquitoes on their property.

The Services provided by the District reduce the mosquito and vector related nuisance and health liability to properties in the Service Zones. The reduction of that risk of liability constitutes a special benefit to property in the Service Zones and this special benefit would not be received in absence of the Services funded by the assessments.

¹⁴ . Jennings, Allen. (2001). USDA Letter to EPA on Fenthion IRED. United States Department of Agriculture, Office of Pest Management Policy. March 8, 2001.

¹⁵ . Sources of mosquitoes on residential, business, agricultural, range and other types of properties include removable sources such as containers that hold standing water.

Improved marketability of property.

As described previously, the Services specially benefit properties in the Service Zones by making them more useable, livable and functional. The Services also make properties in the Service Zones more desirable, and more desirable properties also benefit from improved marketability. This is another tangible special benefit to certain property in the Service Zones which will not be enjoyed in absence of the Services.¹⁶

Benefit Finding

In summary, the special benefits described in this Report and provision of Services in the Service Zones directly benefit and protect the real properties in the Service Zones in excess of the proposed assessments for these properties. Therefore, the assessment engineer finds that the cumulative special benefits to property from the Services are reasonably equal to or greater than the proposed Fiscal Year 2026-27 assessment rate per benefit unit for Service Zone 1 and Service Zone 2.

General vs. Special Benefit

Article XIII C of the California Constitution requires any local agency proposing to increase or impose a benefit assessment to “separate the general benefits from the special benefits conferred on a parcel.” The rationale for separating special and general benefits is to ensure that property owners subject to the benefit assessment are not paying for general benefits. The assessment can fund the special benefits to property in the assessment area but cannot fund any general benefits. Accordingly, a separate estimate of the special and general benefit is given in this section.

In other words:

Total Benefit	=	General Benefit	+	Special Benefit
--------------------------	----------	----------------------------	----------	----------------------------

¹⁶ . If one were to compare two hypothetical properties with similar characteristics, the property with lower mosquito infestation and reduced risk of vector-borne disease will clearly be more desirable, marketable and usable.

There is no widely-accepted or statutory formula for general benefit from vector control services. General benefits are benefits from improvements or services that are not special in nature, are not “particular and distinct” and are not “over and above” benefits received by other properties. General benefits are conferred to properties located “in the district,”¹⁷ but outside the narrowly-drawn Assessment District and to “the public at large.” SVTA vs. SCCOSA provides some clarification by indicating that general benefits provide “an indirect, derivative advantage” and are not necessarily proximate to the improvements and services funded by the assessments.

A formula to estimate the general benefit is listed below:

General Benefit	=	Benefit to Real Property Outside the Assessment District	+	Benefit to Real Property Inside the Assessment District that is Indirect and Derivative	+	Benefit to the Public at Large
------------------------	---	---	---	--	---	---------------------------------------

Special benefit, on the other hand, is defined in the state constitution as “a particular and distinct benefit over and above general benefits conferred on real property located in the district or to the public at large.” The SVTA v. SCCOSA decision indicates that a special benefit is conferred to a property if it “receives a direct advantage from the improvement (e.g., proximity to a park).” In this assessment, the overwhelming proportion of the benefits conferred to property is special, since the advantages from the mosquito and disease protection funded by the Assessments are directly received by the properties in the Assessment District and are only minimally received by property outside the Assessment District or the public at large. For example, property owners within the Assessment District may request service calls to treat for mosquitoes or other vectors on their property.

¹⁷ SVTA vs. SCCOSA explains as follows:

OSA observes that Proposition 218’s definition of “special benefit” presents a paradox when considered with its definition of “district.” Section 2, subdivision (i) defines a “special benefit” as “a particular and distinct benefit over and above general benefits conferred on real property located in the district or to the public at large.” (Art. XIII D, § 2, subd. (i), italics added.) Section 2, subdivision (d) defines “district” as “an area determined by an agency to contain all parcels which will receive a special benefit from a proposed public improvement or property-related service.” (Art. XIII D, § 2, subd. (d), italics added.) In a well-drawn district — limited to only parcels receiving special benefits from the improvement — every parcel within that district receives a shared special benefit. Under section 2, subdivision (i), these benefits can be construed as being general benefits since they are not “particular and distinct” and are not “over and above” the benefits received by other properties “located in the district.”

We do not believe that the voters intended to invalidate an assessment district that is narrowly drawn to include only properties directly benefiting from an improvement. Indeed, the ballot materials reflect otherwise. Thus, if an assessment district is narrowly drawn, the fact that a benefit is conferred throughout the district does not make it general rather than special.

Hence, arguably, some of the Services benefit the public at large and properties outside the Service Zones. In this report, the general benefit is conservatively estimated and described, and then budgeted so that it is funded by sources other than the assessment.

In the 2009 Dahms case, the court upheld an assessment that was 100% special benefit on the rationale that the services funded by the assessments were directly provided to property in the assessment district. Similar to the assessments in Pomona that were validated by Dahms, the Assessments described in this Engineer's Report fund mosquito, vector and disease control services directly provided to property in the assessment area. Moreover, as noted in this Report, the Services directly reduce mosquito and vector populations on all property in the assessment area. Therefore, Dahms establishes a basis for minimal or zero general benefits from the Assessments. However, in this report, the general benefit is more conservatively estimated and described, and then budgeted so that it is funded by sources other than the assessment.

Calculating General Benefit

The assessment is levied on property in the District that previously received no mosquito and vector control service from any government agency. Consistent with *footnote 8* of SVTA v. SCCOSA, and for the reasons described above, the District has determined that all parcels in the Service Zones receive a shared direct advantage and special benefit from the Services. The Services directly and particularly serve and benefit each parcel, and are not a mere indirect, derivative advantage. As explained above, Proposition 218 relies on the concept of "over and above" in distinguishing special benefits from general benefits. As applied to an assessment proceeding concurrent with the annexation of new territory and extension of services to that territory, this concept means that the baseline general benefits are zero and that all vector control services, which provide direct advantage to property in the Service Zones, are over and above the zero baseline and therefore are special.

Nevertheless, the Services may provide a degree of general benefit, in addition to the predominant special benefit. This section provides a conservative measure of the general benefits from the Assessments.

Benefit to Property Outside the District

Properties within the Assessment District receive almost all of the special benefits from the Services because the Services funded by the Assessments are provided directly to protect property within the Assessment District from mosquitoes and vector-borne disease. However, properties adjacent to, but just outside of, the boundaries may receive some benefit from the Services in the form of reduced mosquito populations on property outside the Service Zones. Since this benefit is conferred to properties outside the district boundaries, it contributes to the overall general benefit calculation and will not be funded by the assessment.

A measure of this general benefit is the proportion of Services that affect properties outside of the Service Zones. Each year, the District provides some of its Services in areas near the boundaries of the Service Zones. By abating mosquito populations near the borders of the Service Zones, the Services may provide benefits in the form of reduced mosquito populations and reduced risk of disease transmission to properties outside the Service Zones. If mosquitoes were not controlled inside the Service Zones, more of them would fly from the Service Zones. Therefore control of mosquitoes within the Service Zones provides some benefit to properties outside the Service Zones but within the normal flight range of vectors, in the form of reduced mosquito populations and reduced vector-borne disease transmission. Since mosquitoes are the predominant vector that are controlled and mosquitoes most easily travel from their source location to properties in the area, typical mosquito destination ranges will be used to measure the extent that the Services will create reduced vector populations on property outside the Unprotected Areas. This is a measure of the general benefits to property outside the Service Zones because this is a benefit from the Services that is not specially conferred upon property in the assessment area.

The mosquito potential outside the Service Zones is based on studies of mosquito dispersion concentrations. Mosquitoes can travel up to two miles, on average, so this destination range is used. Based on studies of mosquito destinations, relative to parcels in the Service Zones, average concentration of mosquitoes from the Service Zones on properties within two miles of the Service Zones is calculated to be 6%.¹⁸ This relative vector population reduction factor within the destination range is combined with the number of parcels outside the Service Zones and within the destination range to measure this general benefit and is calculated as follows:

<p><u>Criteria:</u></p> <p>MOSQUITOES MAY FLY UP TO 2 MILES FROM THEIR BREEDING SOURCE.</p> <p>1,136 PARCELS WITHIN 2 MILES OF, BUT OUTSIDE OF THE ASSESSMENT DISTRICT, MAY RECEIVE SOME MOSQUITO AND DISEASE PROTECTION BENEFIT</p> <p>6 % PORTION OF RELATIVE BENEFIT THAT IS RECEIVED</p> <p>53,387 ASSESSABLE PARCELS IN THE ASSESSMENT DISTRICT</p>

¹⁸ Tietze, Noor S., Stephenson, Mike F., Sidhom, Nader T. and Binding, Paul L., "Mark-Recapture of *Culex Erythrothorax* in Santa Cruz County, California", Journal of the American Mosquito Control Association, 19(2):134-138, 2003.

Therefore, for the overall benefits provided by the Services to the Service Zones, it is determined that 0.13% of the benefits are received by the parcels within two miles of the Service Zones boundaries. Recognizing that this calculation is an approximation, this benefit will be rounded up to 1.0 %.

Benefit to Property Inside the District that is Indirect and Derivative

The “indirect and derivative” benefit to property within the Assessment District is particularly difficult to calculate. As explained above, all benefit within the Assessment District is special because the mosquito and disease control services in the Service Zones provide direct service and protection that is clearly “over and above” and “particular and distinct” when compared with the lack of such protection under current conditions. Further, the properties are within the Assessment District boundaries and this Engineer’s Report demonstrates the direct benefits received by individual properties from mosquito and disease control services.

In determining the Assessment District area, the District was careful to limit it to an area of parcels that will directly receive the Services. All parcels directly benefit from the surveillance, monitoring and treatment that is provided on an equivalent basis throughout the Service Zones in order to maintain the same improved level of protection against mosquitoes and reduced mosquito populations throughout the area. The surveillance and monitoring sites are spread on a balanced basis throughout the area. Mosquito control and treatment are provided as needed throughout the area based on the surveillance and monitoring results. The shared special benefit - reduced mosquito levels and reduced presence of vector-borne diseases – are received on an equivalent basis by all parcels in the Service Zones. Furthermore, all parcels in the Assessment District directly benefit from the ability to request service from the District and to have a District field technician promptly respond directly to the parcel and address the owner’s or resident’s service need.

The SVTA vs. SCCOSA decision indicates that the fact that a benefit is conferred throughout the assessment district area does not make the benefit general rather than special, so long as the assessment district is narrowly drawn and limited to the parcels directly receiving shared special benefits from the service. This concept is particularly applicable in situations involving a landowner-approved assessment-funded extension of a local government service to benefit lands previously not receiving that particular service. The District therefore concludes that, other than the small general benefit to properties outside the Assessment District (discussed above) and to the public at large (discussed below), all of the benefits of the Services to the parcels within the Assessment District are special benefits, and it is not possible or appropriate to separate any general benefits from the benefits conferred on parcels in the Service Zones.

Benefit To The Public At Large

With the type and scope of Services to be provided to the Assessment Area, it is very difficult to calculate and quantify the scope of the general benefit conferred on the public at large. Because the Services directly serve and benefit all of the property in the Assessment Area, any general benefit conferred on the public at large would be small. Nevertheless, there is some indirect general benefit to the public at large.

The public at large uses the public highways and other regional facilities, and when traveling in and through the Assessment Area they will benefit from the Services. A fair and appropriate measure of the general benefit to the public at large therefore is the amount of area of highways and other regional facilities within the Assessment Area relative to the overall land area. An analysis of maps of the Assessment Area shows that approximately 3.0% of the land area in the Assessment Area is covered by highways and other regional facilities. This 3.0% therefore is a fair and appropriate measure of the general benefit to the public at large within the Assessment Area

Summary of General Benefits

Using a sum of the measures of general benefit for the public at large and land outside the Assessment Area, we find that approximately 4.0% of the benefits conferred by the Mosquito and Disease Control Assessment may be general in nature and should be funded by sources other than the assessment.

General Benefit Calculation	
1.0%	(Outside the Assessment District)
+ 0.0%	(Property within the Assessment District)
+ 3.0%	(Public at Large)
= 4.0%	(Total General Benefit)

The estimated cost of the Services for Fiscal Year 2026-27 is \$2,012,220. Of this total amount, the District must contribute at least \$80,488.80 or 4% of the total budget from sources other than the Service Zone No. 1 and Service Zone No. 2 Assessment. The District contribution from other sources is \$1,199,417, or approximately 59.6% of the total budget, which more than offsets any general benefits from the Service Zone No. 1 and Service Zone No. 2 Assessment Services.

Zones of Benefit

The boundaries of the Service Zones have been carefully drawn to include the properties in Santa Barbara County that did not receive mosquito and disease control services prior to the assessment and that materially benefit from the Services. Such parcels are in areas with a material population of people, pets and livestock on the property. The current and future population of property is a conduit of benefit to property because people, pets and livestock are ultimately affected by mosquitoes and vector-borne diseases and the special benefit factors of desirability, utility, usability, livability and marketability are ultimately determined by the population and usage potential of property.

Certain other properties in the northern and western portion of the County were excluded from the Service Zones because these properties are generally in more remote and mountainous areas and they support a very low population. In other words, the boundaries of the Service Zones have been narrowly drawn to include only properties that specially benefit from the mosquito control services, and previously did receive services from the District.

The SVTA vs. SCCOSA decision indicates:

In a well-drawn district — limited to only parcels receiving special benefits from the improvement — every parcel within that district receives a shared special benefit. Under section 2, subdivision (i), these benefits can be construed as being general benefits since they are not “particular and distinct” and are not “over and above” the benefits received by other properties “located in the district.”

We do not believe that the voters intended to invalidate an assessment district that is narrowly drawn to include only properties directly benefitting from an improvement. Indeed, the ballot materials reflect otherwise. Thus, if an assessment district is narrowly drawn, the fact that a benefit is conferred throughout the district does not make it general rather than special. In that circumstance, the characterization of a benefit may depend on whether the parcel receives a direct advantage from the improvement (e.g., proximity to park) or receives an indirect, derivative advantage resulting from the overall public benefits of the improvement (e.g., general enhancement of the district’s property values).

In the assessment, the advantage that each parcel receives from the mosquito control services is direct, and the boundaries are narrowly drawn to include only parcels that benefit from the assessment. Therefore, the even spread of assessment throughout the narrowly drawn district is indeed consistent with the OSA decision.

The District's mosquito, vector, and disease control programs, projects and services are funded by Service Zone No. 1 and Service Zone No. 2. Service Zone No. 1 includes the original service area of the Mosquito and Vector Management District of Santa Barbara County, including the City of Goleta, the City of Santa Barbara Municipal Airport, and most of the unincorporated territory of the Goleta Valley, including the communities of Hope Ranch and Isla Vista. Service Zone No. 2 contains the territory of the dissolved Carpinteria Mosquito Abatement District, including the City of Carpinteria and the Carpinteria Valley. In addition, Service Zone No. 1 also includes the Extension Areas that were annexed into the District in 2004, including the unincorporated areas of Montecito, Mission Canyon, Summerland, Hidden Valley, and the Goleta and Carpinteria Foothills in southern Santa Barbara County, as well as the previously non-serviced portions of the City of Santa Barbara.

Method of Assessment

As previously discussed, the assessments fund comprehensive, year-round mosquito control and disease surveillance and control Services that clearly confer special benefits to properties in the Service Zones. These benefits can partially be measured by the property owners, guests, employees, tenants, pets and animals who enjoy a more habitable, safer and more desirable place to live, work or visit. As noted, these benefits ultimately flow to the underlying property.

Therefore, the apportionment of benefit is partially based on people who potentially live on, work at, or otherwise use the property. This methodology of determining benefit to property through the extent of use by people is a commonly used method of apportionment of benefits from assessments.

Moreover, assessments have a long history of use in California and are in large part based on the principle that any benefits from a service or improvement funded by assessments that is enjoyed by tenants and other non-property owners ultimately is conferred to the underlying property.¹⁹

¹⁹ For example, in *Federal Construction Co. v. Ensign* (1922) 59 Cal.App. 200 at 211, the appellate court determined that a sewer system specially benefited property even though the direct benefit was to the people who used the sewers: "Practically every inhabitant of a city either is the owner of the land on which he resides or on which he pursues his vocation, or he is the tenant of the owner, or is the agent or servant of such owner or of such tenant. And since it is the inhabitants who make by far the greater use of a city's sewer system, it is to them, as lot owners or as tenants, or as the servants or agents of such lot owners or tenants, that the advantages of actual use will redound. But this advantage of use means that, in the final analysis, it is the lot owners themselves who will be especially benefited in a financial sense."

With regard to benefits and source locations, the assessment engineer determined that since mosquitoes readily fly from their breeding locations to all properties in their flight range and since mosquitoes are actually attracted to properties occupied by people or animals, the benefits from mosquito control extend beyond the source locations to all properties that would be a “destination” for mosquitoes and other vectors. In other words, the control and abatement of mosquito and vector populations ultimately confers benefits to all properties that are a destination of mosquitoes and vectors, rather than just those that are sources of mosquitoes.

Although some primary mosquito sources may be located outside of residential areas, residential properties can and do generate their own, often significant, populations of mosquitoes and vector organisms. For example, storm water catch basins in residential areas in the Service Zones are a common source of mosquitoes. Since the typical flight range for a female mosquito, on average, is 2 miles, most homes in the Service Zones are within the flight zone of many mosquito sources. Moreover, there are many other common residential sources of mosquitoes, such as miscellaneous backyard containers, neglected swimming pools, leaking water pipes and tree holes. Clearly, there is a potential for mosquito sources on virtually all property. More importantly, all properties in the Service Zones are within the destination range of mosquitoes and most properties are actually within the destination range of multiple mosquito source locations.

Because the Services are provided throughout the Service Zones with the same level of control objective, mosquitoes can rapidly and readily fly from their breeding locations to other properties over a large area, and there are current or potential breeding sources throughout the Service Zones, the Assessment Engineer determined that all similar properties in the Service Zones have generally equivalent mosquito “destination” potential and, therefore, receive equivalent levels of benefit.

In the process of determining the appropriate method of assessment, the Engineer considered various alternatives. For example, a fixed assessment amount per parcel for all residential improved property was considered but was determined to be inappropriate because agricultural lands, commercial property and other property also receive benefits from the assessments. Likewise, an assessment exclusively for agricultural land was considered but deemed inappropriate because other types of property, such as residential and commercial, also receive the special benefit factors described previously.

A fixed or flat assessment was deemed to be inappropriate because larger residential, commercial and industrial properties receive a higher degree of benefit than other similarly used properties that are significantly smaller. (For two properties used for commercial purposes, there is clearly a higher benefit provided to a property that covers several acres in comparison to a smaller commercial property that is on a 0.25 acre site. The larger property generally has a larger coverage area and higher usage by employees, customers, tourists and guests that benefit from reduced mosquito and vector populations, as well as the reduced threat from diseases carried by mosquitoes and other vectors. This benefit ultimately flows to the property.) Larger commercial, industrial and apartment parcels, therefore, receive an increased benefit from the assessments.

In conclusion, the Assessment Engineer determined that the appropriate method of assessment apportionment should be based on the type and use of property, the relative size of the property, its relative population and usage potential and its destination potential for mosquitoes. This method is further described below.

The method and formulas for calculating and allocating annual assessments to property in the Service Zones was established by the Resolution 96-01 by the District Board of Trustees of the Goleta Valley Vector Control District in May, 1996 and by Resolution 96-01 by the District Board of Trustees of the Carpinteria Mosquito Abatement District in June, 1996, and is described in detail in a report entitled "Staff Report on the Need for Implementing the Benefit Assessment Funding Mechanism Based on Land Use" approved May 14, 1996 on file in the office of the District. The method and formulas are summarized below.

Assessment Apportionment

The special benefits derived from the Mosquito and Disease Control Assessment are conferred on property and are not based on a specific property owner's occupancy of property or the property owner's demographic status, such as age or number of dependents. However, it is ultimately people who do or could use the property and who enjoy the special benefits described above. The opportunity to use and enjoy property within the Service Zones without the excessive nuisance, diminished "livability" or the potential health hazards brought by mosquitoes and the diseases they carry is a special benefit to properties in the Service Zones. This benefit can be in part measured by the number of people who potentially live on, work at, visit or otherwise use the property, because people ultimately determine the value of the benefits by choosing to live, work and/or recreate in the area, and by choosing to purchase property in the area.²⁰

²⁰ Benefits conferred upon property are related to the average number of people who could potentially live on, work at or otherwise could use a property, not how the property is currently used by the present owner.

In order to apportion the cost of the Services to property, each property in the Service Zones is assigned a relative special benefit factor. This process involves determining the relative benefit received by each property in relation to a single family home, or, in other words, on the basis of Single Family Equivalents (SFE). This SFE methodology is commonly used to distribute assessments in proportion to estimated special benefit. For the purposes of this Engineer's Report, all properties are designated a SFE value, which is each property's relative benefit in relation to a "benchmark" parcel in the Service Zones. The "benchmark" property is the single family detached dwelling on a parcel of less than one acre. This benchmark parcel is assigned one Single Family Equivalent benefit unit or one SFE.

The special benefit conferred upon a specific parcel is derived as a sum function of the applicable special benefit type (such as improved safety, i.e., disease risk reduction, on a parcel for a mosquito assessment), and the parcel-specific attributes (such as the number of residents living on the parcel for a mosquito assessment) which supports that special benefit. Calculated special benefit increases accordingly with an increase in the product of special benefit type and supportive parcel-specific attribute.

The calculation of the special benefit per property is summarized in the following equation:

$$\text{Special Benefit}_{(\text{per parcel})} = \sum f(\text{Special Benefits, Property Specific Attributes}^1)_{(\text{per parcel})}$$

1. Such as use, property type, and size.

Residential Properties

Single family homes, condominiums, and mobile homes on mobile home pads are assigned the basic unit of benefit for vector control services. This category is described as individual homes. The benefit unit for these categories of land use is 1.0.

Multi-Family Properties

Multi-Family properties consist of more than one family thus increasing the benefit received for that individual property. The amount of benefit received increases for Multi-Family properties with a large number of family units. Specifically, this category is segmented into two functions: Multi-Family properties ranging from 2-4 units and Multi-family properties with 5 or more units.

For Multi-family residences up to 4 units, the benefit unit assigned is 1.25.

For Multi-family residences with 5 or more units, the benefit unit assigned is 1.5.

Commercial Properties

All commercial properties experience increased benefit from vector control services due to the higher numbers of people using the property on a transient basis, including employees and the public. This property includes uses such as department stores, service stations, restaurants, and professional buildings. This category receives significantly higher benefit because it is continuously utilized at intense levels and is therefore assigned 1.75 benefit units.

Institutional, Industrial, and Recreational

These properties experience the greatest increased benefit from vector control services due to continual transient use by high numbers of employees, customers and recreationalists. The uses associated with these properties also include the use of transportation of goods and people from outside of the area and includes increased benefits from mosquito and other vector control. This category includes such categories as manufacturing, warehousing, open storage, recreation areas, auditoriums, stadiums, golf courses, and colleges. The benefit unit assigned to this category is 2.0.

Vacant and Agriculture Properties

Vacant properties consist of undeveloped parcels in all land use categories. These parcels are unoccupied and therefore receive a more limited benefit. Farm parcels are similar to undeveloped parcels in that they are generally unoccupied. The amount of benefit is limited to a lesser degree. The benefit unit assigned to this category is 0.75.

Exempt Government Properties

Government parcels are exempt from the special assessment since they were not included in the original assessment schematic prior to Proposition 218. In lieu of the assessment, the District provides services under contract with these parcels, and the parcels are in turn billed directly by the District for abatement costs, according to the provisions of the California State Health and Safety Code.

Other Properties

All properties that are specially benefited are assessed. Miscellaneous, small and other parcels such as roads, right-of-way parcels, and common areas typically do not generate significant numbers of employees, residents, customers or guests and have limited economic value. These miscellaneous parcels receive minimal benefit from the Services and are assessed an SFE benefit factor of 0.

Duration of Assessment

It is proposed that the Assessment be levied for fiscal year 2026-27 and continued every year thereafter, so long as mosquitoes remain in existence and the Mosquito and Vector Management District of Santa Barbara County requires funding from the Assessment for its Services in the Service Zones. As noted previously, the Assessment can continue to be levied annually after the Mosquito and Vector Management District of Santa Barbara County Board of Trustees approves an annually updated Engineer's Report, budget for the Assessment, Services to be provided, and other specifics of the Assessment. In addition, the District Board of Trustees must hold an annual public hearing to continue the Assessment.

Appeals and Interpretation

Any property owner who feels that the assessment levied on the subject property is in error as a result of incorrect information being used to apply the foregoing method of assessment, may file a written appeal with the General Manager of the Mosquito and Vector Management District of Santa Barbara County or his or her designee. Any such appeal is limited to correction of an assessment during the then current Fiscal Year or, if before July 1, the upcoming fiscal year. Upon the filing of any such appeal, the General Manager or his or her designee will promptly review the appeal and any information provided by the property owner. If the General Manager or his or her designee finds that the assessment should be modified, the appropriate changes shall be made to the assessment roll. If any such changes are approved after the assessment roll has been filed with the County of Santa Barbara for collection, the General Manager or his or her designee is authorized to refund to the property owner the amount of any approved reduction. Any dispute over the decision of the General Manager, or his or her designee, shall be referred to the Board. The decision of the Board shall be final.

Assessment

Whereas, the Board contracted with the undersigned Engineer of Work to prepare and file a report presenting an estimate of costs of Services, a diagram for an assessment district and an assessment of the estimated costs of Services, and the special and general benefits conferred thereby, upon all assessable parcels within the Service Zone No. 1 and Service Zone No. 2;

Now, therefore, the undersigned in accordance with the provisions of Article XIID of the California Constitution, the Government Code and the Health and Safety Code and the order of the Board of said Mosquito and Vector Management District of Santa Barbara County, hereby make the following determination of a continued assessment to cover the portion of the estimated cost of the Services, and the costs and expenses incidental thereto to be paid by the Service Zone No. 1 and Service Zone No. 2.

The District has evaluated and estimated the costs of providing the Services to the Service Zones. The estimated costs are summarized in Figure 1 and detailed in Figure 2, below.

The amount to be paid for the services and improvements and the expenses incidental thereto, to be paid by the Mosquito and Vector Management District of Santa Barbara County for the fiscal year 2026-27 is generally as follows:

Figure 2 – Summary Cost Estimate, FY 2026-27

Vector & Disease Control Services	\$1,952,003
Administrative Costs	\$60,217
TOTAL BUDGET	<u>\$2,012,220</u>
Less:	
General Fund Contribution	(\$1,199,417)
Net Amount To Assessments	<u><u>\$812,803</u></u>

An Assessment Diagram is hereto attached and made a part hereof showing the exterior boundaries of the Service Zones. The distinctive number of each parcel or lot of land in the Service Zones is its Assessor Parcel Number appearing on the Assessment Roll.

I do hereby determine and apportion the net amount of the cost and expenses of the Services, including the costs and expenses incidental thereto, upon the parcels and lots of land within the Service Zones, in accordance with the special benefits to be received by each parcel or lot, from the Services, and more particularly set forth in this Engineer's Report.

The assessment determination is made upon the parcels or lots of land within the Service Zones in proportion to the special benefits to be received by the parcels or lots of land, from the Services.

The District may finance the cost of acquiring or constructing capital facilities over time and pledge a portion of assessment revenues received in any fiscal year towards the repayment of the principal amount of such borrowed funds together with interest over the repayment period.

The assessment for Service Zone 1 is subject to an annual adjustment tied to the Consumer Price Index (CPI) for the Los Angeles-Riverside-Orange County Area as of March of each succeeding year (the "CPI"), with a maximum annual rate not to exceed \$20.00 per benefit unit. Any CPI increase not levied in any given year shall be cumulatively reserved as the "Unused CPI" and shall be used to increase the maximum authorized assessment rate in future years. The maximum authorized assessment rate is equal to the maximum assessment rate in the first fiscal year the assessment was levied adjusted annually by the minimum of the change in the CPI plus any Unused CPI as described above.

The assessment rate for Service Zone 1 for Fiscal Year 2025-26 was \$13.27 per single family equivalent benefit unit. The annual change in the CPI from March 2025 to March 2026 was 3.40%. The calculated maximum authorized assessment rate for Fiscal Year 2026-27 is \$13.74 per single family equivalent benefit unit. The estimate of cost and budget in this Engineer's Report justifies the maximum assessment rate of \$13.74 and hence, proposes assessments for fiscal year 2026-27 at the rate of \$13.74 per single family equivalent benefit unit.

The assessment for Service Zone 2 is not subject to a CPI limitation. However, the maximum assessment rate may not exceed \$16.00 per benefit unit. The estimate of cost and budget in this Engineer's Report also proposes assessments for Service Zone 2 for fiscal year 2026-27 at the rate of \$13.74 per single family equivalent benefit unit, which is less than the maximum authorized assessment rate.

Following Board preliminary approval of the Engineer's Report and the assessments it establishes for fiscal year 2026-27, the assessments may continue to be levied annually and may be adjusted by the maximum rates allowed by Resolution 96-01 adopted by the District Board of Trustees of the Goleta Valley Vector Control District in May, 1996 and by Resolution 96-01 adopted by the District Board of Trustees of the Carpinteria Mosquito Abatement District in June, 1996, without any additional assessment ballot proceeding.

Each parcel or lot of land is described in the Assessment Roll by reference to its parcel number as shown on the Assessor's Maps of the County of Santa Barbara for the fiscal year 2026-27. For a more particular description of the property, reference is hereby made to the deeds and maps on file and of record in the office of the County Recorder of the County of Santa Barbara.

I hereby place opposite the Assessor Parcel Number for each parcel or lot within the Assessment Roll, the proposed amount of the assessment for the fiscal year 2026-27 for each parcel or lot of land within the said Service Zone No.1 and Service Zone No. 2.

Dated: April 27, 2026



Engineer of Work

A handwritten signature in black ink that reads "John W. Bliss".

By John W. Bliss, License No. C52091

Appendices

Appendix A – Assessment Diagram




Appendix B – Assessment Roll

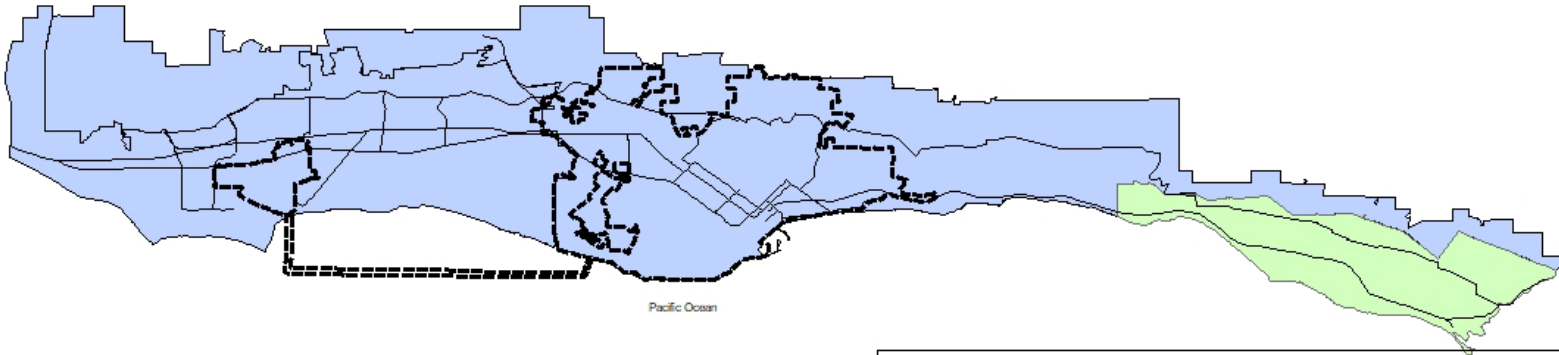
Appendix A – Assessment Diagram

The Mosquito and Vector Management District of Santa Barbara County Assessment areas include all properties within Service Zone No. 1 and Service Zone No. 2.

The boundaries of Service Zone No. 1 and Service Zone No. 2 are displayed on the following Assessment Diagram.

Legend

-  Major Streets
-  Service Zone No. 2
-  Service Zone No. 1



**MOSQUITO AND VECTOR MANAGEMENT DISTRICT
OF SANTA BARBARA COUNTY
SERVICE ZONE NO. 1 AND SERVICE ZONE NO. 2
ASSESSMENTS**

FILED IN THE OFFICE OF THE GENERAL MANAGER
OF THE MOSQUITO AND VECTOR MANAGEMENT DISTRICT
OF SANTA BARBARA COUNTY, COUNTY OF SANTA
BARBARA, CALIFORNIA,
THIS ____ DAY OF _____, 20__

GENERAL MANAGER _____

RECORDED IN THE OFFICE OF THE GENERAL MANAGER
OF THE MOSQUITO AND VECTOR MANAGEMENT
DISTRICT OF SANTA BARBARA COUNTY, CALIFORNIA
THIS ____ DAY OF _____, 20__

GENERAL MANAGER _____

AN ASSESSMENT WAS CONFIRMED AND LEVIED BY
THE BOARD OF TRUSTEES OF THE MOSQUITO AND
VECTOR MANAGEMENT DISTRICT OF SANTA BARBARA
COUNTY, COUNTY OF SANTA BARBARA, CALIFORNIA,
ON THE LOTS, PIECES AND PARCELS OF LAND ON THIS
ASSESSMENT DIAGRAM ON THE ____ DAY OF _____
2020 FOR THE FISCAL YEAR 20__ AND SAID
ASSESSMENT DIAGRAM AND THE ASSESSMENT ROLL FOR
SAID FISCAL YEAR WERE FILED IN THE OFFICE OF THE
GENERAL MANAGER OF THE MOSQUITO AND
VECTOR MANAGEMENT DISTRICT OF SANTA BARBARA
COUNTY, CALIFORNIA ON THE ____ DAY OF _____
20__ REFERENCE IS HEREBY
MADE TO SAID RECORDED ASSESSMENT ROLL FOR THE
EXACT AMOUNT OF EACH ASSESSMENT LEVIED AGAINST
EACH PARCEL OF LAND.

GENERAL MANAGER _____

Note:
REFERENCE IS HEREBY MADE TO THE MAPS AND DEEDS
OF RECORD IN THE OFFICE OF THE ASSESSOR OF THE
COUNTY OF SANTA BARBARA FOR A DETAILED
DESCRIPTION OF THE LINES AND DIMENSIONS OF ANY
PARCEL SHOWN HEREIN. THOSE MAPS SHALL GOVERN
FOR ALL DETAILS CONCERNING THE LINES AND
DIMENSIONS OF SUCH PARCELS. EACH PARCEL IS
IDENTIFIED IN SAID MAPS BY ITS DISTINCTIVE ASSESSORS
PARCEL NUMBER.

PREPARED BY SCI CONSULTING GROUP
4745 MANGELS BLVD.
FAIRFIELD, CA 94534
(707) 430-4300

Appendix B – Assessment Roll, FY 2026-27

Reference is hereby made to the Assessment Roll in and for the Assessment District on file in the office of the General Manager of the District, as the Assessment Roll is too voluminous to be bound with this Engineer's Report.

Mosquito & Vector Management District 2026/27 Draft Budget

Revenues	
Taxes	
3010 -- Property Tax-Current Secured	621,000
3011 -- Property Tax-Unitary	10,095
3015 -- PT PY Corr/Escapes Secured	1,000
3020 -- Prop Tax-Curr/Unsecd	23,800
3023 -- PT PY Corr/Escapes Unsecured	1,225
3028 -- RDA Pass-through payments	9,477
3029 -- RDA RPTTF Distributions	15,285
3040 -- Property Tax-Prior Secured	73
3050 -- Property Tax-Prior Unsecured	522
3054 -- Supplemental Pty Tax-Current	15,500
3056 -- Supplemental Pty Tax-Prior	350
	<hr/>
	698,327
Taxes	
Fines, Forfeitures, and Penalties	
3057 -- PT-506 Int, 480 CIOS/CIC Pen	80
	<hr/>
	80
Fines, Forfeitures, and Penalties	
Use of Money and Property	
3380 -- Interest Income	61,000
	<hr/>
	61,000
Use of Money and Property	
Intergovernmental Revenue-State	
4220 -- Homeowners Property Tax Relief	2,075
	<hr/>
	2,075
Intergovernmental Revenue-State	
Intergovernmental Revenue-Other	
4840 -- Other Governmental Agencies	21,000
4842 -- RDA Dissolution Proceeds	1,375
	<hr/>
	22,375
Intergovernmental Revenue-Other	
Charges for Services	
4877 -- Other Special Assessments	812,803
	<hr/>
	812,803
Charges for Services	
Miscellaneous Revenue	
5891-- Refunds/Repayments	6,500
5909 -- Other Miscellaneous Revenue	160,000
	<hr/>
	166,500
	<hr/>
	1,763,160
Revenues	
<hr/>	
Expenditures	
Salaries and Employee Benefits	
6100 -- Regular Salaries	683,574
6210 -- Trustee Exp Reimb	9,600
6400 -- Retirement Contribution	250,000
6475 -- Retiree Medical OPEB	48,000
6500 -- FICA Contribution	45,000
6550 -- FICA/Medicare	9,000
6600 -- Health Insurance Contrib	199,000
6610 -- Life Insurance Contrib	2,099
6700 -- Unemployment Ins Contribution	2,000
6900 -- Workers Compensation	23,000
	<hr/>
	1,271,273
Salaries and Employee Benefits	
Services and Supplies	
7005 -- Marketing and Advertising	15,000
7030 -- Clothing and Personal	6,400
7050 -- Communications	7,000
7070 -- Household Supplies	3,800
7090 -- Insurance	28,000
7120 -- Equipment Maintenance	9,000
7121 -- Operating Supplies	8,400
7124 -- IT Software Maintenance	38,000
7200 -- Structure & Ground Maintenance	20,000
7430 -- Memberships	19,000
7450 -- Office Expense	5,330
7460 -- Professional & Special Service	75,000
7508 -- Legal Fees	300,000
7546 -- Administrative Expense	13,500
7650 -- Pesticides (Spcl Dept Expense)	80,000
7653 -- Training Fees & Supplies	5,000
7730 -- Transportation and Travel	7,000
7731 -- Gasoline-Oil-Fuel	12,800
7760 -- Utilities	5,500
	<hr/>
	658,730
Services and Supplies	
Capital Assets	
8200 -- Structures & Struct Improvements	22,000
	<hr/>
	22,000
	<hr/>
	1,952,003
Expenditures	
Transfers Out	
7901 Oper Transfer Out (depreciation)	12,354
	<hr/>
	12,354
Total Transfers Out	
Transfers In & Changes to Fund Balances	
5911 -Transfer In (from fund 4160 reserves)	201,197
	<hr/>
	201,197
Total Transfers In & Changes to Fund Balances	
	<hr/>
	0
Total	
	<hr/>
	0

General Manager's Report for April 2026

1. Website visit data from the District's Google Analytics account:

Top ten cities in California where visitors to the website were viewing from:

City	Active	New
Los Angeles	101	90
San Jose	44	38
Santa Barbara	34	28
Summerland	11	6
Anaheim	10	7
Goleta	6	5
Oakland	5	5
San Diego	5	5
Lancaster	4	2
Lompoc	4	3
Total =	224	189
California total =	299	269

*Engaged sessions: The number of sessions that lasted longer than 10 seconds, or had a conversion event, or had 2 or more screen or page views.

**Engagement rate: The percentage of engaged sessions (*Engaged sessions/Sessions*).

*** Item 3 (not set) means the users settings do not allow the city of origin to be identified.

Top Ten pages visited on the website in April:

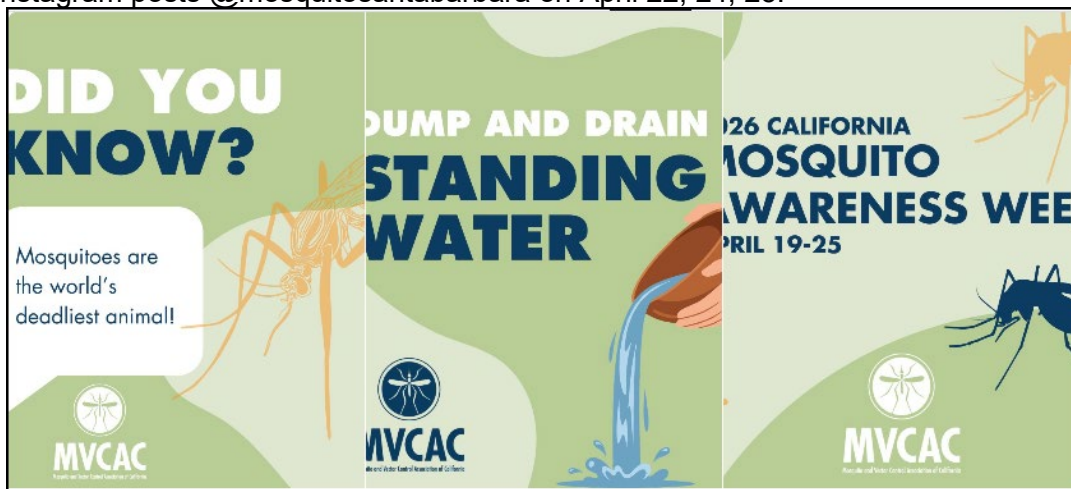
	Page path and screen class	Views	Active users	Views per active user	Average engagement time per active user
	Total	3,312 100% of total	2,520 100% of total	1.31 Avg 0%	24s Avg 0%
1	/mosquito-hawks-giant-mosquitoes-nope-they-re-crane-flies	1,088 (32.85%)	979 (38.85%)	1.11	28s
2	/	359 (10.84%)	230 (9.13%)	1.56	29s
3	/board-meetings	98 (2.96%)	60 (2.38%)	1.63	36s
4	/contact-us	86 (2.6%)	65 (2.58%)	1.32	59s
5	/aw-rats-when-nights-are-cold-rats-seek-warm-places-to-nestle-in-like-car-engines	76 (2.29%)	72 (2.86%)	1.06	54s
6	/fungus-gnats-mosquito-look-alikes	57 (1.72%)	53 (2.1%)	1.08	18s
7	/about-us	51 (1.54%)	43 (1.71%)	1.19	10s
8	/australian-backyard-mosquito-a-non-native-mosquito-recently-found-in-santa-barbara-county	50 (1.51%)	35 (1.39%)	1.43	48s
9	/mosquitofish	46 (1.39%)	31 (1.23%)	1.48	21s
10	/board-meetings-the-next-board-meeting-has-been-rescheduled-for-thursday-may-7-at-1-00-pm	45 (1.36%)	41 (1.63%)	1.10	16s

- One post was made to the District's NextDoor Neighborhoods account:

Date	Topic	Number of Impressions*
4/22	California Mosquito Awareness Week	2,116

*As of April 2. Impressions are the number of unique views of the post plus the number of unique opens and clicks of any email notifications that members receive, which can include links to the District's posts.

- J. Sprigg and GM Cabrera met with Diane Gladwell to discuss and review the District's draft records retention schedule and policy. 4/6 and 4/22.
- GM Cabrera participated in the online MVCAC Southern Region quarterly meeting. 4/20.
- Instagram posts @mosquitosantabarbara on April 22, 24, 25:



- GM Cabrera will give a presentation on invasive *Aedes* mosquitoes and rats at the Pest Control Professional Applicators seminar in Santa Maria. 4/16.
- R. Sharp and V.Ibarra successfully handled a difficult mosquito enforcement case in Montecito. The case is ongoing. 04/23/26
- All staff viewed the MVCAC Coastal Regional Invasive *Aedes* Forum on 4/24.
- R. Sharp collected over 650 mosquitofish for the District's supply on 4/9 and 4/30.
- GM Cabrera attended meetings related to the Goleta Slough/Audubon on 4/8, 4/13, 4/23, and 4/30.

Upcoming:

- VCJPA webinar on Vector Diseases. 5/14
- VCJPA webinar supervisor's training. 5/19.
- Santa Barbara County Office of Emergency Management meeting: Fire Season Outlook. 5/20.
- Goleta Slough Management Committee online meeting. 5/21
- Audit report due to Santa Barbara County Office of the Treasurer. 5/21.
- Memorial Day. Office will be closed on 5/25.